



Ring of the Rise

June 2014

Official Periodical of the Southern Sierra Fly Fishers Club

Gary Silveira, Newsletter Editor

President's Message: by Chiaki Harami (haramic)

We had a great time this past weekend on the San Diego Bay Outing. The Outing was arranged by Rob Buhler and Richard Cullip played our host. Richard has spent many days tubing SD Bay and has the place wired. He has averaged 22 fish per day this year and he usually only fishes until 10:00 am. We had a total of 8 people on the outing and everyone had a great time. I spent the few days before the outing tying flies and getting the tubes ready. The Orange Ruffy was the fly that worked the best for me. I'm not much of a fly tyer, but tying on size #4 and #6 sure makes things easy. Saturday was a little slow, but Sunday was had us catching spotties at a secret spot discovered by the Buhler Bros. We rode the incoming tide to the secret spot and the late morning breeze brought us back home. My old legs were not sore after this outing. Many doubles were caught on Sunday and one of our graduates from the 1st Kids Academy, Savannah Buhler showed us how it's done. I hope to return on our next outing to SD Bay, fun times!

Here are a few pictures from the day's activities.



Also over the weekend, an on-line ad caught my eye. Veronica Yvette Bennett was giving a concert at the Roxy Monday night. The Roxy is one of the long time music Clubs located on the Sunset Strip in Hollywood. You probably are wondering, who is Veronica. She was part of a group from the 60's and no, she was not with the Archies! Veronica has won a Grammy Award, been inducted into the Rock and Roll Hall of Fame; had the Rolling Stones as her opening act while touring UK and Brian Wilson and George Harrison have written songs for her. She even had Sonny and Cher, before they became famous, as part of her backup singers

in her first major hit "Be My Baby" in 1963. She was married to the "Wall of Sound" producer Phil Spector. Veronica is Ronnie of the Ronettes. She put on a great show, singing all her hits and telling her life story. She is 70 years old, still has a great voice and can move to the beat. She put her heart and soul into the show and you can really tell she enjoys being on stage, performing, giving it her all. I would definitely see her again, given the chance. Her songs have been playing in my head all day with a smile on my face.

Pete Emmel has come up with another great idea to get rods to Casting for Recovery. We're holding an Inter-club rod building contest amongst all the clubs of the Southwest Council of the Federation of Fly Fishers. Pete made special arrangements with Batson Enterprises, so everyone will be building rods on a common blank. Judging will be held at the Inter-Club Tournament on Nov. 8th and all the rods will then be donated to Casting for Recovery for their next retreat. I hope all our rod builders will participate in this worthy cause.

We won't be having a meeting in July, but our August 9th meeting will be very special. We'll have music; beverages, a grand opening and I'll reveal my big secret to everyone. I hope everyone can attend this meeting. Come celebrate with us, it's going to a blast and a hoot.

Chiaki

River Report: by Guy Jeans (Flyguy)

Hello everybody, this is a fly fishing report for the week of 6-26-14 written on Thursday 6-26-14.

20 Mile Section Kernville up to the Johnsondale Bridge. The upper river has dropped and is now around 190 CFS. Upper river conditions are prime for fly fishing as the water is clear and looking good. Water temps are in that 55-60 range above Fairview and fish are active. Water temps in town near Kernville are 55 - 60 degrees early in the morning 60 - 65 degrees mid-day. We are starting to see some top water dry fly Caddis action this week around 7:30 pm, and we are also getting fish on small size 24 to medium sizes nymphs in sizes 14 - 12. Great action strippin' streamers as well as swinging soft hackles in the riffles.

Remember to catch and release those trophy fish so somebody else has a chance to enjoy those big fish too. Somebody else has probably caught and released that fish so you could catch it. Pretty Cool!!!

The 4 Mile Wild Trout Section Fishing is excellent! **Catch and Release barbless hooks only!!** **Open year round.** The flow is about 200cfs and water temps are cooler at about 55 degrees up here.

Lake Isabella Crappie fishing has slowed but they are still in the shallows. The lake is very low and fishing various streamers with a floating line or sink tip is getting the job done. Rainbows are looking up first light and taking midges on the surface with some great top water action

near Camp 9, Paradise Cove and the main dam, Bass fly fishing is good in about 15ft of water first hour of light. Carp fly fishing is ok.

Lower Kern The lower Kern is fishing good with small Baetis patterns. Water temps down on the lower are about 5 degrees warmer than the upper. The water is at a good flow as of today between Borel 400 cfs and Democrat. Bass fishing on fire...

Tributaries of the North and South Fork Kern Open Water is low and fishing is not recommended.

South Fork of the Kern from Rockhouse North Open Water is low and fishing is not recommended.

Guy



Conservation Report: by Shane Goslin (fishinXJ)

No report submitted this month.

Shane

Outings Report: by Chris Chamberlain (ChrisC)

June Kern Creek Outing

While there were only four of us for this outing, we had an amazing day fishing an awesome Kern feeder creek. Joe was kind enough to share this creek with us, and led us up Sherman Pass Road. The creek didn't look like much until we hiked in a bit and then, it really showed its magic. It was one plunge pool after another. Each was more difficult than the next to reach, but once you were able to get your fly on the water, the work paid off. There were some huge fish in this small stream, and while the small fish tended to be the greediest, we had plenty of shots at 14-18" fish. It was really a spectacular day.

July Outing

Our July outing will be a bass outing at Tejon Ranch July 19. This private lake is known for plenty of huge, willing bass. On this trip, we'll have the entire lake to ourselves. However, because it is private water, there is a rod fee of \$125. That covers the rod fee and insurance that the ranch requires. It should really be a trip to remember, and totally worth the cost. If you are interested, see the forum post, or email me at chamberlain.c@gmail.com

Chris

Rod Building: by Pete Emmel (Pete)



2014 SWCFFF Inter-Club Rod Building Challenge

The What: An inter-club rod building challenge between SWCFFF affiliated, sponsored by the **Southern Sierra Fly Fishers Club**, to benefit the Southern California "Casting for Recovery" chapter.

The Why: To supply the So. Cal. CFR with enough rods and rod tubes to cover all the retreat participants. If a CFR chapter does not have all the necessary equipment to cover the retreats they need to get the equipment from the national headquarters. This requires the local chapter to use funds that would be better served on other expenses. This challenge is a start to get the So. Cal. CFR outfitted with their own supplies.

The Who: The challenge is open to any SWCFFF club and their members.

The When and Where: The deadline to get the rods in will be the day of the 2014 SWCFFF Inter-Club Tourney held in Kernville, CA on Nov. 8, 2014.

The How: Simple..... you build a rod, donate it to the challenge, and your build is entered in the judging for the "Best of Show" plaque for you and your club.

The Goal: To supply at least 20 rods and rod tubes to our local "Casting for Recovery" chapter.

The Rules: #1 Build a 9', 5 wt., 4 piece rod, supply a rod tube and donate it for the challenge. #2 Build the rod to a CFR theme. There must be a bit of pink somewhere on the build.

The Judging: Two categories and all rods will be entered in both.

- **Craftsmanship:** Based on basic rod building fundamentals. Fit and Finish is the #1 judging criteria.
- **Best of Show:** This will be the best rod in the challenge. This is a category where all the extras will come into play.

Awards: Bragging rights. The SSFFC will supply a plaque to the winning club and individual builder. The real winner will be the Southern California "Casting for Recovery" chapter and all the future retreat participants.

Note: The SSFFC was able to get a good discount on 20 Batson blanks from Bill Batson. We will pass those savings on to you at our cost + shipping= \$35 per blank. Remaining rod components and tubes are on the builder and club depending on how you work things out.

For blanks or if there are any questions please e-mail: Pete Emmel p_emmel5@hotmail.com



Potential builders: Keep an eye out for next month's newsletter. I will be giving some building tips that should help ace the judging criteria. I personally believe we have the best builders in the SWCFFF. But..... there are some exceptional builders lurking in other clubs so let's build to the best of our abilities. Remember there are two categories, Craftsmanship and Best of Show. Focus on the craftsmanship and the rest will follow ;-)

Pete

Also, remember that SSFFC club members receive a 15% discount at Acid Rod. When you make your next rod building purchases please make sure to give Mark Griffin (Mark Griffin) a call at Acid Rod @ 909-394-7486 or stop by his shop at 910 N. Cataract Ave, San Dimas, CA and let him or Colleen know you're a member of SSFFC. - Gary

Check out the following link to see what Mark has to offer –

<http://www.acidrod.com/>



Club Meeting & Activities: *by Chiaki Harami (haramic)*

There will be no meeting in July, but according to President Chiaki, the August 9th meeting will be very special. There will be music, beverages, a grand opening and he will reveal a big secret to everyone. More details will follow in the July newsletter.



Bennett Mintz
VP Communications
bjmintz@socal.rr.com
818 718 8566 818 648 6168 mobile

Registration Opens July 13

CLUB MEMBERS: REGISTER EARLY FOR FLY FISHING FAIRE SEPT. 19-21

MAMMOTH LAKES, Calif. – Registration for the Southwest Council International Federation of Fly Fishers' 2014 Fly Fishing Faire opens July 13 with events, classes and seminars on a first-come, first-served basis. Reservations may be made by phone at (818) 200 1499 or on-line at southwestcouncilfff.org/faire

Headquartered at Cerro Coso Community College, Sept. 19-21, Faire hours are Fri., 9-5; Sat., 9-5; and Sun., 9-3.

Registration is \$15 adult; ages 16-years and younger free; \$20 per family. Eastern Sierra resident admission is \$10. A single admission is good for all Faire days. Some workshops and seminars are included in the admission; other classes will have separate registration, materials or participation fees.

Proceeds from the raffle will be utilized for IFFF projects including fly-fishing with Boy Scouts, conservation and education such as Trout-in-the-Classroom; and Project Healing Waters with wounded veterans in cooperation with VA Hospitals.

About 100 International Federation of Fly Fishers volunteers plus local professional guides will conduct hands-on education sessions ranging from beginning fly-tying and fly-casting classes, conservation seminars, entomology,

techniques, rod building, area tours, just for women outings to on-the-river activities.

The Sat. night dinner program will be at the Mammoth Event Center, 452 Old Mammoth Road. Dinner is \$35 and includes a vegetarian option.

An early listing of classes, seminars and activities includes:

Beginning Fly Fishing with Santa Lucia Fly Fishers – A morning and afternoon class will show students the basic casts needed in fly-fishing. Classes will be in both classroom and on-stream locations.

Beginning Fly Tying with Phil Therrien – A morning and afternoon class with Therrien, a Bishop local who has been tying flies for over 20 years.

Casting for Beginners with Steve Osterman – The basics from assembling the rod and reel to making rhythmic forward and back casts. This is a casting class and does not include an on-the water component

Silver Creek Lahontan Cutthroat Recovery Project with California Department of Fish & Wildlife biologist Dawne Emery.

Morning at Hot Creek.
Rush Creek Tour.

The International Fly Fishing Film Festival (IF4) consists of short and feature length films produced by professional and amateur filmmakers showcasing the passion, lifestyle and culture of fly-fishing. From enormous trout in New Zealand to giant sheefish in Alaska, the variety of films at this event is sure to pique the interest of all anglers. IF4 contains exclusive content not available in another fly-fishing film event.

The film festival is at Minaret Cinemas, 439 Old Mammoth Rd., Mammoth Lakes on Fri. (9/19) night.

Winter Fishing Opportunities with Pat Jaegar – Many areas in the Eastern Sierra are now open to year-round fishing. Learn how to extend your season and catch fish even if there is snow on the ground.

Fishing Crowley with Ernie Gulley – All the rules and specifics you will need to become proficient at fishing midges (chironomids) at Crowley Lake; "however these tactics will also work in any other stillwater on the planet," according to Gulley.

Tying Woven and Wire Woven Nymphs with David Boyer – A veteran of national and international events, he will demonstrate everything from large stonefly nymphs to 22s.

Extended Body flies with Naomi Okamoto – Intermediate to advanced tiers.

Tying Tube Flies with Cheryl Moore – Increase your percentage of fish landed after you hook them.

Other classes and seminars during the three day total fly-fishing immersion include Hidden Fishing Opportunities with Peter Pumphrey, Leader Building Class with Mas Okui, Hot Creek with Okui, and Streamer Fishing with David D'Beaupre of the Sierra Trout Magnet in Bishop.

"We expect confirmation of 15 to 20 more fly-tying, casting, rod building, insect identification and other how-to-do-it and where-to-go classes between now and Sept. 19. This is the perfect activity for children, spouses, neighbors or co-workers who you want to teach to fly-fish painlessly ... but you need to get in on the fun and register now," said Connie Bullock, Faire Director.

The Faire is sponsored by Southwest Council International Federation of Fly Fishers, City of Mammoth Lakes, Giovani's, Snow Creek Resort, and Fred Hall Fishing.


Chiaki

Tippets from the Fly Addict: by Allen Bell (Raider)

No report submitted this month.

Allen

Fly Fishing Book Review: by Ants Uiga (Ants)



River Journal (Volume 3, Number 1)
Henry's Fork

By Larry Tullis

Published 1995 Frank Amato Publications, Inc.,
Portland, OR

48 pages

Warning! This series of books can be addictive and/or seductive. Frank Amato Publications had a series of River Journals (4 per year) that were available in softbound and limited edition hardbound books. It is hard to find the exact number of rivers that were covered, but it may be between 13 and 16.

The first part appeals to the armchair fly fisher in each of us. The pictures are gorgeously seductive and the descriptions convince you that you should fish the river now (if not sooner). The fishing seasons are covered as well as other attractions in the area that may appeal to non-fishing traveling companions.

Then, the details of the fisheries are presented so when the trip planning is put into action, the concurrent fly tying (or simple fly box restocking) can begin. The usual contact information is noted for fly shops and lodgings in the vicinity. Since this was published more than 20 years ago, some update should be found to verify current information.

Well, it seems like that only leaves one thing. Get packed and start traveling. The used version of the book I have includes a note from Harry to Andy from March 2006. The note says, "only 4 more months until Montana". I think that may say it all. I should add a note that the Henry's Fork is in Idaho, very near to the Montana border. Maybe, the travelers were fortunate enough to include both states in their travels. It is likely there is another River Journal for the Montana waters also.

AntsYour SSFFC Fishing Book Aficionado

Fly of the Month: by Rob Buhler (clouserfreak)



F-C Sand Shrimp Jr.

This pattern was designed for the Gulf Coast and Southern Atlantic shores, but I have found it attractive to many Pacific Coast saltwater fish as well, particularly in smaller or more sparsely dressed versions. Try it in the surf for spotfin croaker, corbina, yellow fin croaker and all the surf perches. In the bays and harbors all of the bass species in particular are attracted to orange and I have also caught halibut, rockfish, smelt and others. It is a very easy fly to tie and works well with several different material substitutes, especially calf tail. Try using a size 6 trailed by an un-weighted size 8 for good results in the surf.


F-C stands for Feather-Craft, the reputable fly fishing hub based in Missouri owned and operated for many years by the creator of the F-C Sand Shrimp Sr., Ed Story. His son Bob came up with the variation that is called the F-C Sand Shrimp Jr.

Tie some up, throw'em in your box and go fishing!


Materials:

Hook: Saltwater #4
Thread: Fluorescent Fire Orange (original is tied with red)
Eyes: 5/32 Real Eyes Plus Red/Nickel or alternative (use larger eyes as needed)
Flash: 6-8 strands of Pearl or Orange Krystal Flash
Tail: Orange Arctic Fox
Body: Root Beer Cactus Chenille Medium or Root Beer Pearl Chenille
Wing: Rusty Brown or Root Beer Arctic Fox


Tying Instructions:



1. Debarb hook before inserting into vise. Attach thread at the 90% mark.



2. Attach eyes using crisscross thread wraps making sure to keep straight and aligned. It is important to start with tight wraps otherwise the eyes will spin on the hook with a loose thread base.



3. You can remove the hook from the vise and set on a flat surface to confirm that you have the eyes centered.



4. Select 6-8 strands of Krystal flash and tie in just behind the eyes. Wrap back toward the bend keeping the flash aligned atop the hook, by holding high and directly above the hook with your material hand. Wrap to just past the start of the bend, then move thread back to behind the eyes for tail tie in.



7. Wrap chenille forward and tie off behind the eyes with two thread wraps. Trim excess.



5. Remove a small tuft of hair from an arctic fox hide and remove the long guard hairs by holding the base of the clump with thumb and finger, while stroking out long guard hairs. Swap hands and now remove fluff from the base of the clump by pulling out loose fibers with your off hand (a pet flea comb works perfectly). Measure the clump to extend past the bend 1 to 1½ times the length of the shank. Trim butts clean and attach behind the eyes. Wrap back to the curve of the bend, again holding material above the shank to keep aligned atop the hook.



8. Select and prepare a clump of rusty brown arctic fox for the wing the same as in step #5. Tie in fur just behind the hook eye with a couple of tightening wraps.



6. Attach a piece of chenille by stripping a few fibers to reveal the core rope and tie in by the core. Move thread to just in front of the eyes.

9. Finish thread head and coat with super glue or head cement.



10. A nice spotfin croaker that fell for a size 4 F-C Sand Shrimp Jr.

Rob

Tips & Techniques: by Ryan Buhler (ryan)



Steaming Hair

For the last few years I have been spinning and stacking deer hair flies. I started with spinning divers and then learned to stack different colors. Right away I realized that half of the art of tying a quality deer hair popper or diver is the trimming.

One of the most useful tips I've picked up about trimming, besides using sharp scissors and razor blades, is to steam your fly right before the final trimming.

Once you have spun or stacked your hair and are ready to do your trimming, take your razor blade, or scissors, and do a rough cut. Trim it to the basic shape you want then stop and start the water to boil. Once you have some water boiling hold the fly over the steam to rehydrate the hair. The hair will puff up and areas you thought you had trimmed nice and smooth will have uneven hair sticking up now.

After you have steamed the fly you can do a final trim to the shape you want.

I just recently learned another use for steaming deer or elk hair. I joined a caddis swap on the forum and one of the tyers, Bill (*cyberfish*) suggested that after mailing, some of the caddis flies with deer or elk hair might get bent and smashed. If that happens all we need to do is steam the flies back to life. When he said that I thought of course, that's perfect. Now when my caddis flies get all beat up I steam them back to useful state to fish another day. Try this on your own divers, poppers, elk hair caddis or any other hair flies you have. I think you will be surprised how well it works.

Ryan

Message from the Editor: by Gary Silveira (*CopperDropper*)

From a quick looksee at the articles provided in this issue of the Ring of the Rise, it is quite apparent that we certainly do have a diverse range of fly fishing options and activities presented by our club.

When the state's water issues create some concerns with fishing fresh moving waters, we simply offer more options for stillwater and salt!

And even if you won't be able to get out on the water anytime soon, maybe you will be able to participate in the 2014 SWCFFF Inter-Club Rod Building Challenge. Remember, any time you're able to partake in an activity that even makes you think about fly fishing, you are rewarded by the process. Much beyond that, the "challenge" will help some very deserving ladies that will benefit well beyond the CFR retreat.

While July will be a bit quiet for the club (*don't forget about the Tejon Ranch outing*), August, with its fun filled meeting, is sure to be an exciting one! I hope everyone is able to get there.

Tight Lines, *Gary*



SOUTHERN SIERRA FLY FISHER CLUB

OFFICERS AND DIRECTORS FOR 2013-2014

ELECTED POSITIONS			
OFFICE	NAME	EMAIL	TELEPHONE
President	Chiaki Harami	haramic@aol.com	818-968-6872
Vice President	Randy Skidgel	mdcitrusrandy@ocsnet.net	559-719-8013
Treasurer	Pete Emmel	p_emmel5@hotmail.com	805-461-0968
Secretary	Keith Penguilley	kpengilley@earthlink.net	626-286-4536
Conservation Chair	Shane Goslin	sgoslin@planetebay.net	661-428-5109
Outings Chair	Chris Chamberlain	chamberlain.c@gmail.com	661-619-6397
Director	Gary Silveira	gfsilveira@charter.net	805-238-6619
Director	Guy Jeans	guy@kernriverflyfishing.com	760-376-2040
APPOINTED POSITIONS			
OFFICE	NAME	EMAIL	TELEPHONE
Newsletter Editor	Gary Silveira	gfsilveira@charter.net	805-238-6619
Membership Chair	Pete Emmel	p_emmel5@hotmail.com	805-461-0968
Education Chair	Guy Jeans	guy@kernriverflyfishing.com	760-376-2040
Fly Tying	Rob Buhler	clouserfreak@hotmail.com	949-842-2133
Tips & Techniques	Ryan Buhler	slumpbuster@live.com	949-240-7748
Raffles Coordinator	Guy Jeans	guy@kernriverflyfishing.com	760-376-2040
Librarian	Ants Uiga	mrmarsha@sbcglobal.net	949-466-6404
Tournament Committee Chair	Chiaki Harami	haramic@aol.com	818-968-6872
Rod Building	Pete Emmel	p_emmel5@hotmail.com	805-461-0968
Community Relations Officer (Publicity/Membership)	Guy Jeans	guy@kernriverflyfishing.com	760-376-2040



Proud to be a member of the Federation of Fly Fishers

Individual memberships available at www.fedflyfishers.org

Use Club Affiliation code 99792

