



# Ring of the Rise

January 2015

Official Periodical of the Southern Sierra Fly Fishers Club

Gary Silveira, Newsletter Editor

## **President's Message:** by Chiaki Harami (*haramic*)

Again, a big THANK YOU goes out to Ryan and Rob Buhler and big CONGRATULATIONS for the Fly Fishers of the Year. I'm so glad their parents were able to make it and attend their big event. The Buhler Bros. exemplify what fly fishing is all about. It's not just being out on the water, catching fish. It's about making new friends, sharing our sport, talking about the one that got away, stories around a campfire, sharing flies, showing people how set up your rig at Crowley, giving your time so other people can learn. They are goodwill ambassadors to fly fishing with a big smile always on their face. We are very lucky and fortunate to have them as members of our Club.

The Southwest Council of the IFFF has a casting course called "Teach the Teachers." A few of my friends suggested I take the class. The class is about how to teach people to cast a fly rod and it takes place over 4 Saturdays, 3 hours each day. My initial thoughts were "WOW, 12 hours of casting. I'm going to learn all types of cast". I was completely wrong. What we're learning to teach is the basic pickup and lay down, false casting and the roll cast. That's it, but.....they dissect the pickup and lay down into 7 different steps. We need to learn how to cast wrong and how to correct. I'm really enjoying the class. I found out that for me to learn and teach I need to learn the mechanics of the cast; I have to see it - the visual and the actual doing, basically everything. At times, it does become technical, but it seems everyone is interested in technical. People learn differently and learning fly casting is so much about feel. It's hard to teach feel. I would recommend this class to everyone.

Our February meeting will be held on the 21<sup>st</sup>. Jessica Strickland from Trout Unlimited is presenting along with Freddie Ramirez. Freddie has started a Fresno TU Chapter and he wants to create satellite TU chapter for our Club. Freddie has done some great stuff on the Kings River and surrounding area. I look forward to their presentation.

During the day of the 21<sup>st</sup>, we are providing a rod building class. Pete Emmel and I will teach people how to build a fly rod and you should be almost done by the end of the class. The cost is \$130 for the tools and supplies. Included in the cost is a fly rod kit, wrapping jig, drying motor, finish and misc. supplies. If you have any interest, this class will give you basics and you'll have most of the tools to continue building more rods.

Everyone mark your calendar and save April 18<sup>th</sup> for our annual Rendezvous. We are still working on the location

and it should be announced very shortly. This will be our 10 year anniversary and I hope to make it very special. Everyone is working very hard and I hope to have the largest ever attendance. Freddie will be cooking his prized tri-tip BBQ, Guy and his band The Stoneflies will be providing the entertainment. We'll have raffles, silent auctions, great prizes and fun activities. I hope everyone can attend our special 10 year anniversary Rendezvous.

Thanks,

*Chiaki*

## **River Report:** by Guy Jeans (*Flyguy*)

This report was written on Tuesday 1-27-15 at 10:15 am.

### **Upper Kern River 4 mile Special Regulations Wild Trout Section ( 4 miles north of the Johnsondale Bridge) Open Year-Round- Catch and Release only!**

Water temps "37 degrees up here" are making the fishing tough. If you fish up above this bridge remember to pinch your barbs down and that bait fishing (Powerbait, live worms and crickets. etc.) are not allowed in this section. DFW Wardens have issued multiple tickets to anglers fishing with bait and barbed hooks in the last 2 weeks. A few poachers have been caught fishing in this section without fishing licenses as well.

### **Upper Kern River 20 Mile Section (Kern River Fly Shop to the Johnsondale Bridge) Open Year-Round**

The upper Kern 20 mile section is also fishing ok for some anglers and not so great for others. Anglers chasing stocked fish aren't doing well. Fly anglers fly fishing for wild trout in this section are doing ok depending on the level of the angler. Time invested on this section of the upper Kern will pay off for the anglers that fish this section regularly. Water temperatures are fluctuating between 37-45 degrees and this depends on the area of the 20 mile section you fish. There is a BWO hatch in certain sections about a size 22. The wild trout in this section are very selective and are focusing on 24 BWO emergers. The hatch varies depending on which section you fish. If you find them hatching it can be epic. A go-to-fly right now is a WD40 22-24 or a BWO nymph 24-26. There is an abundance of wild rainbows in this section and catching them can be very technical. Rainbows are also focusing on midges in sizes 22-26.

Stealth, presentation and fly selection will be a major part of your success when it comes to catching these wild rainbows in the 20 mile section. River flows in this section are perfect for wading, but don't be fooled by the lower flows, the upper Kern will still knock you down if you're not careful.

#### Lower Kern ( Isabella Dam to Democrat )

Fishing for trout has picked up on this section of the Kern for trout. Crappie, Largemouth and Smallmouth have slowed down but some fly anglers are doing pretty good for bass.

#### Lower Kern ( Democrat to Canyon mouth )

Fishing is slow for Large Mouth and Smallmouth Bass. A few trout are being caught in this section.

#### Lower Kern ( Rancheria Road to Oildale )

Fishing is just OK for LM Bass.

#### Lake Isabella

Lake Isabella is fishing well with the recent stocking of rainbows around the lake.

#### Southfork of the Kern

Season closed.

#### Tributaries (small creeks of the Southern Sierra)

Season closed

*Guy*



#### **Conservation Report:** by Tim Michaels

No report submitted this month.

*Tim*

#### **Outings Report:** by Chris Chamberlain (ChrisC)

No report submitted this month.

*Chris*

#### **Rod Building:** by Pete Emmel (Pete)

Once again, Pete has been super busy with life lately so he asked me to dust off an old post. Since I've noticed more and more rods with invisible wraps on them I thought I would pull this gem from the vault where it was placed in the June 2012 issue. – Gary



#### Invisible Wraps

Invisible Wraps!!!! Whoa spooky, sounds like a sequel to the Invisible Man but, it's not. How do you get invisible or clear wraps? Well, it's not as hard as it sounds. There is a super-secret formula that needs to be mixed together. Pray tell what is that mixture? Well, it's white thread wraps and the finish. That's it. Simple yes? No, not really.

Not all white threads are created equal. You will need to experiment with the different white threads. Some will not go completely clear, they will get cloudy. Others will turn an odd shade of blue. You never know until you give the different white threads a try.

I have had success with the natural fiber threads, especially silk thread. It goes completely clear when finish is applied. As I mentioned before, experiment first, preferably on the section that will be hidden by the handle.

Nylon and Polyester threads haven't been as kind. Just because they didn't work out for me doesn't mean they won't work out for you.

One thing: PREP THOSE GUIDES!!!! Clear wraps mean everything is exposed for all the world to see and I do mean everything. Work your finish under the wraps by the guide feet. Even little air bubbles show up. Start at the foot end of the guide and work the air bubbles out as you move toward the guide loop.



Pete

Also, remember that SSFFC club members receive a 15% discount at Acid Rod. When you make your next rod building purchases please make sure to give Mark Griffin (Mark Griffin) a call at Acid Rod @ 909-394-7486 or stop by his shop at 910 N. Cataract Ave, San Dimas, CA and let him or Colleen know you're a member of SSFFC. - Gary

Check out the following link to see what Mark has to offer –


<http://www.acidrod.com/>



### Club Meeting & Activities: by Chiaki Harami (haramic)


Our next general meeting will be Saturday, February 21<sup>st</sup>. The meeting will held at the Kernville Chamber of Commerce, starting at 7:00 pm, with guest speakers Jessica Strickland from Trout Unlimited and Freddie Ramirez. As Freddie has started a Fresno TU chapter and is interested in creating a satellite TU chapter for our Club, this should be a very interesting presentation indeed.

Here are the Bio's of our speakers:



Jessica Strickland, TU California Field Coordinator, leads on public lands issues and campaigns in much of the Golden State, with a focus on educating and organizing sportsmen to deliver strong conservation outcomes in the Forest Plan Revision and Travel Management processes currently under way in Region 5 national forests, as well as to gain special designations for key terrestrial and aquatic habitat. Jessica hails from Louisiana and is a lifelong avid angler and hunter. She has a degree in Fisheries Biology and a Master's in Aquatic Ecology, and comes to TU after serving as Project Manager with American Rivers in

California and as Conservation Programs Manager and Outreach Coordinator for the University of Texas.



Hi, my name is Fred Ramirez (*woolleybuggerfred*) I have been fly fishing for 38 years, guiding for the past 10 years and lived in the central valley for 50 years. Last year I was approached by a Trout Unlimited representative to see if we could start a T.U. Chapter to help represent the central valley.

Our T.U. Chapter is named Central Sierra Chapter. We are a group of men and women who are outdoor enthusiasts that are working on bringing the mission of Trout Unlimited to the rivers, streams, lakes, and their watersheds in our backyard. There are over 700 hundred TU members in the Central Sierra chapter. This includes the areas bounded by the crest of the Sierra Nevada Mountains and the counties of Stanislaus, Calaveras, Tuolumne, Mariposa, Madera, Fresno, Tulare, Kings, and Kern.

The major rivers and drainages in the backyard of the Central Sierra Chapter include the Mokelumne, Stanislaus, Tuolumne, Merced, San Joaquin, Kings, and Kern Rivers. Smaller rivers and drainages include the Chowchilla, Fresno, Tule, and Kaweah. The preceding lists of rivers are only a small part of the rivers, streams, and drainages that make up the watersheds of the South and Central San Joaquin Valley.

The Central Sierra Chapter of TU covers much more than the Sierra Nevada Mountains. The national treasure that is the Central and South San Joaquin Valley is also vital to the

health of California's rivers, watersheds, and not least, the residents of this State. We face challenges of providing water to the increasing population of California and the industries that employ its people and provides agricultural goods to the world continue to grow. The Central Valley is the largest producer of AG in the United States, a balance must be found to ensure future generations the benefits of healthy rivers, lakes, and watersheds. It is the work of the Central Sierra Chapter of TU, along with Trout Unlimited and our partners, to help find that balance. If you would like to join in this effort please consider joining or making a donation to our efforts.

## ROD BUILDING CLASS



We will be having a Rod Building Class on Feb 21st at the Kernville Chamber of Commerce. Cost will be \$130, which includes the following:

Rod Building Kit: Blank, reel seat, cork handle, guides, tip top, thread & winding check. Everything will fit.

Each participant also receives their very own Rod Finish, cups & brushes, Wrapping Jig, Drying Motor with Stand, 1/8" Masking Tape, White China Marker, Emery Cloth, Burnishing Tool & Scissors.

In class, there will also be epoxy, reamers & masking tape. The \$130 is the SSFFC cost for these items and we pass it along to our members. This is the best deal you'll find anywhere. Combined this with Pete Emmel as the rod building instructor = priceless. I'll be assisting Professor Pete. Participants will be close to completing their rod by the end of the class. You keep the rod and all the supplies and tools. And you'll have the knowledge to build fly rods. It will also be a fun class.

We can take up to 8 members. Signup by replying or email [haramic@aol.com](mailto:haramic@aol.com)

The following flyers were sent by the Pasadena Casting Club, providing opportunities to hone your fly fishing skills. If you have the opportunity and the desire to attend one or all of these courses, make sure to contact them ASAP to ensure you can get a spot on their roster.

2015

## PASADENA CASTING CLUB'S ANNUAL FLY CASTING CLINIC



- LEARN THE BASICS OF FLY FISHING
- LEARN HOW TO CAST A FLY LINE
- LEARN HOW TO READ A STREAM
- LEARN WHAT EQUIPMENT IS ESSENTIAL TO HAVE
- LEARN WHERE TO FISH
- LEARN FROM VETERAN FLY FISHERMEN

Classes will be held at the Pasadena Casting Club Pool on three consecutive Saturday mornings from 9:00am to noon, beginning March 14th and continuing March 21st and 28th, 2015. This is an all-encompassing fly fishing course. In addition to the theory and practice of casting, you'll learn about stream entomology, fishing knots, reading water, tackle know-how, fly selection, approach and presentation, playing, landing and releasing fish.

**Space is limited so register early!**

To register contact: **Leigh Ann Swanson at (310) 741-7645**  
or email me at [lacraven22@hotmail.com](mailto:lacraven22@hotmail.com)

Or visit our website: [pasadenacastingclub.org](http://pasadenacastingclub.org)  
Sign-in and click on the Event Calendar page.  
Click on the March 14th date and register.  
**It is only necessary to register for the first date.**  
Payment can be made online or at the first day of class.

Directions and Map: Please see website.



### WOMEN'S FLY FISHING CLINIC

APRIL 25, 2015



*Ladies:*  
Come join us for the Women's Annual Fly Fishing Clinic.  
This clinic covers all the basics of fly fishing: casting, reading the water, entomology, equipment selection, fly tying, knots, landing and releasing fish. Whether you are a neophyte or simply want to hone your fly fishing skills, this is a fun and engaging clinic that will teach you everything you need to know to embark on a lifetime of angling adventures.

**Space is limited so register early!**

<b>When:</b>	April 25th, 2015, 9:00 AM – 4:00 PM
<b>Where:</b>	The Pasadena Casting Clubhouse and Pool.
<b>For directions:</b>	visit <a href="http://www.pasadenacastingclub.org">www.pasadenacastingclub.org</a>
<b>Cost:</b>	\$95 (Lunch included!)
<b>To register:</b>	Contact Leigh Ann Swanson
<b>Phone:</b>	310.741.7645
<b>Email:</b>	<a href="mailto:lacraven22@hotmail.com">lacraven22@hotmail.com</a>

\*All net proceeds from this event will be donated to Casting For Recovery.  
Casting for Recovery is a nationally recognized not for profit program established in 1996.  
It provides an opportunity for women whose lives have been profoundly affected by breast cancer to experience physical, emotional, and spiritual healing through retreats in a beautiful natural setting; and learn flyfishing, a sport for life.



**PASADENA CASTING CLUB  
2015 SPEY CLINIC  
CALENDAR**

February 28, 2015 Beginner Clinic  
 March 7, 2015 Beginner Clinic  
 May 9, 2015 Intermediate Clinic  
 TBD Advanced Clinic  
 TBD Spey Fishing Strategies

**Pasadena Casting Pond**  
**\$50.00/session 8:30 - 11:30 am**

IFFF Certified Two-Handed Instructor John Van Derhooft will be conducting a series of clinics limited to 5 students each.

Registration @ [www.pasadenacastingclub.org](http://www.pasadenacastingclub.org) **EVENT CALENDAR**  
[ADRIANFLYFISH@YMAIL.COM](mailto:ADRIANFLYFISH@YMAIL.COM) OR 626 799 2515 FOR MORE INFO

A OSF & Wilderness Flyfishers saltwater educational series

# DOUBLE HAUL BALL

LONG BEACH CASTING CLUB

**Saturday, March 14th  
9am to 4pm**

for directions please visit: [longbeachcastingclub.org](http://longbeachcastingclub.org)



The Double Haul Ball is a **FREE** all day event designed to promote and educate the basics of fly fishing California's most accessible resource, her majestic coastline.

FFF master casting instruction on casting shooting heads and line management, open panel discussions on flyfishing tactics, fly tying demos and much more!

[www.onesurfly.com](http://www.onesurfly.com) [www.wildernessflyfishers.org](http://www.wildernessflyfishers.org)




The following flyers were sent by the Southwest Council FFF, providing opportunities to its members.

# ONE SURF FLY

no.8

**SATURDAY, MAY 2ND, 2015**  
 MISSION BEACH, SAN DIEGO 6AM CHECK-IN



PLEASE SUPPORT THESE FINE COMPANIES THAT HELP SUPPORT US!



This year's OSF Battle is to support: The Shane Chung Memorial College Fund for his son Devon.

Hopefully some of our club members will be able to take advantage of these opportunities being offered.

*Chiaki*



**Tippets from the Fly Addict:** by Allen Bell (Raider)

*Due to being under the weather lately, Allen asked that I re-post an earlier contribution of his. I checked some of his past articles and found this lovely post from January 2013. I hope you are able to enjoy it for the first time or re-read it if you've been around that long. – Gary*

**New Addition**

I haven't been fishing much lately. Family things going on, just busy. Mainly though, we have been preparing for a new addition to the family. Places have to be prepared, you can't expect the new addition to just be anywhere around the house. I have to let my friends know so they can share the great joy with me. There are places to go and things to do. This is an exciting time!!!

Finally, I get the call, the new addition is ready, we have to go quickly. These things won't wait, you know. So, I finished the things that must be done before I could go, when I checked to make sure my wife was ready, she couldn't go. I'll have to welcome this one into the family on my own. Oh well, I've done this before. It will all work out in the end. So, excitement builds as I make the drive to Kernville in a hurry. Every mile seems to go slower and slower. Will I make it on time??

Finally I am there; ready to meet the new bundle of joy I have waited on for so long. Then, there it was. I could tell we would have a very special relationship from the first meeting. Years of happiness are sure to follow this meeting, this time of welcoming a new addition to my family. Would you like to see a picture of my new addition, Sure you would, who wouldn't!!!



The sweet new addition to my family!!!

Yep, I added a new Winston to my home.....What did you think I was talking about? I recently was lucky enough to

win a new fly rod. WOOO HOOO!!! I don't think there is anything quite like the first time out with a new fly rod. Especially if I am able to fish the first day I see it.

I had planned to take my wife up to pick it up. We would have lunch and enjoy some time together. She decided she was busy and I should get my stuff done and just go get the rod. Her idea was "Take your gear; you might as well fish while you are there." I love my wife; she always has the best ideas!!

I didn't go to the places I was told the fishing was good, I went to places I love to be. Brand new rod, might as well break it in in a place I enjoy being. Sometimes fishing isn't just about catching fish. Sometimes, I think it has to be more about the sheer joy of being there, in a special place. Casting a work of art into the cold crystal clear waters of the Kern. Fishing a dry when there is little or no chance of a rise, just to see how the new addition handles itself. How does it cast, how does it mend? Does it have the 'soul' I have come to love in my Winston rods? I will say this, I have never handled a lighter, more powerful fly rod. Amazing performance!! Beautiful fly rod, beautiful place!!



Love the cold clear waters of the Kern River

So, as the shadows lengthened and a chill came into the breeze, I realized it was time to call this wonderful time I had spent with my new rod a day.

I have often wondered about the feelings we fly fishers seem to have for our rods. Some I know fish the same rod they have for many years and wouldn't change for anything. Some I know like new rods often and they are very specialized. I'm kind of in the middle. However my friends pick and choose, they love their rods. I'm probably worse about that than most. I enjoy the feel of my rods. The way the grip fits my hand. The feeling of its power when I have to hit a far spot. And to believe the rod will be able to deliver when it has to. The finesse it has to have to land that one fish of the year that will break your heart if lost at the very end. I guess some fishers consider a fly rod just another tool to be used in their pursuit of fish. To me, my rods

remind me of a place I really want to be. They remind me of the people I care about and enjoy time with. That's all I could ask them to do.....



Blue skies and fishy flies!

*Allen*

**Fly of the Month:** by Rob Buhler (clouserfreak)



ZEBRA MIDGE

This month we have another easy fly to tie that is highly effective in nearly all applications. Diptera (midges) are the most prolific aquatic freshwater insects on the planet, with thousands of different species inhabiting all of the waters that we fish. Regardless of stillwater, freestone, tailwater or spring creek, this basic fly will catch many fish in all environments.

Originating in the Lee's Ferry area of the Colorado River, it is noted to have come from the vise of the guide Ted Welling. It is constructed in the style of many guide flies (simple, durable and deadly), using only three materials

excluding the bead and hook. Adjusting your thread and bead color, you can dial in many of the aquatic stages of midge and caddis. Changing the thread to red will closely imitate the blood midge. Adjust to olive or brown and you have a fantastic caddis larvae pattern. Cream thread will fool them by looking like the glossosoma caddis, black fly and midge larvae.

Tie some up, throw 'em in your box and go fishin'!

#### Materials:

Hook: 2x short sproat bend caddis 14-24


Bead: sized for hook

Thread: Black 8/0 or 70 denier


Rib: Extra small silver wire

Wing: Pearl Krystal Flash

#### Tying Instructions:




1. Debarb hook, add bead and insert hook into the vise. Attach thread just behind the bead area.




2. Remove a small section of wire from the spool and attach behind the bead atop the hook shank.





3. Wrap thread toward the back of the shank, one wrap behind the last, keeping the wire atop the shank by pulling lightly upward with your material hand stopping about 1/3 of the way down the bend. Then wrap an even body forward to the bead again.



4. Wrap wire clockwise with even wraps. Most midges have 9-10 body segments, but most flies have only 5-7 wire wraps. Rib as you choose. Add super glue or Zap a Gap to body for durability and sheen if desired at this point (not shown). Allow to dry before proceeding.



5. Attach two pieces of Krystal Flash behind the bead. Use the fold in method with one piece of flash if

possible to save time (pull thread into flash and fold over creating two strands then maneuver flash to tie in area).



6. Trim flash to about 1/2 to 2/3 the body length and whip finish or add three half hitches.

*Rob*

**Tips & Techniques:** by Ryan Buhler (ryan)



### **Simms SunGaiter**

I just purchased the new SunGaiter by Simms. They made several improvements to the buff that most fishers will find useful. It's made of four pieces of material seamed together instead of just one. It has a longer piece in the front and back that tucks under your shirt to provide extra sun protection and if you come from the ginger clan like myself that's important. It is also contoured around the nose and eyes which make it much more comfortable to wear over a long period. The new holes in the mouth area also add to all day comfort. One club member told me he didn't like the new buffs as much as the old ones because where they seamed them together, it rubbed on his face and it wasn't as comfortable. I didn't notice the seams at all but my beard might keep the seams off my face. If you are looking for a buff try on the new one from Simms. Like most of the



products that Simms sells they didn't invent the buff, they just made it better.

Ryan

**Message from the Editor:** by Gary Silveira (CopperDropper)



Well here we are again; ready to head into yet another year of fly fishing! Like all adventures, starting anew holds that special excitement of opportunities yet unknown. Will we be able to take that special fishing trip to a blue ribbon water we've been dreaming about for a lifetime? Or will we be hitting the same tried and true locales we know like the back of our hand? Either way we all need to make sure to get a new Fishing License!

Since it only comes once a year, sometimes stopping by the sporting goods store or spending the time on-line to get your license application completed can sometimes slip our minds. And if your mind is getting as "mature" as mine it is even easier to forget.

In checking California Department of Fish & Wildlife statistics over several years, it is quite apparent that many anglers legitimately or illegitimately "*forget*" to get a fishing license. In checking these statistics I found that the percentage of total citations issued for unlicensed anglers stayed between 20% – 30% of all citations issued in fisheries enforcement.

All that being said..... I got mine! Did you get yours yet?

Tight Lines, Gary




## Quotable Quotes

"Tis the chance to wash one's soul with pure air, with the rush of the brook, or with the shimmer of the sun on the blue water.

It brings meekness and inspiration from the decency of nature, charity toward tackle makers, patience toward fish, a mockery of profits and egos, a quieting of hate, a rejoicing that you do not have to decide a darned thing until next week.

And it is discipline in the equality of men, for all men are equal before fish."

~ by Herbert Hoover, 31<sup>st</sup> US President ~



"Scholars have long known that fishing eventually turns men into philosophers. Unfortunately, it is almost impossible to buy decent tackle on a philosopher's salary."

~ by Patrick McManus ~



# SOUTHERN SIERRA FLY FISHER CLUB

## OFFICERS AND DIRECTORS FOR 2014-2015

ELECTED POSITIONS			
OFFICE	NAME	EMAIL	TELEPHONE
President	Chiaki Harami	haramic@aol.com	818-968-6872
Vice President	Allen Bell	fly_addict@hotmail.com	760-382-2266
Treasurer	Pete Emmel	p_emmel5@hotmail.com	805-461-0968
Secretary	Keith Pengilley	kpengilley@earthlink.net	626-286-4536
Conservation Chair	Tim Michaels	tim.michaels980@gmail.com	
Outings Chair	Chris Chamberlain	chamberlain.c@gmail.com	661-619-6397
Director	Gary Silveira	gfsilveira@charter.net	805-238-6619
Director	Guy Jeans	guy@kernriverflyfishing.com	760-376-2040
APPOINTED POSITIONS			
OFFICE	NAME	EMAIL	TELEPHONE
Newsletter Editor	Gary Silveira	gfsilveira@charter.net	805-238-6619
Membership Chair	Keith Pengilley	kpengilley@earthlink.net	626-286-4536
Education Chair	Guy Jeans	guy@kernriverflyfishing.com	760-376-2040
Fly Tying	Rob Buhler	clouserfreak@hotmail.com	949-842-2133
Tips & Techniques	Ryan Buhler	slumpbuster@live.com	949-240-7748
Raffles Coordinator	Guy Jeans	guy@kernriverflyfishing.com	760-376-2040
Librarian	Ants Uiga	mrmarsa@sbcglobal.net	949-466-6404
Tournament Committee Chair	Chiaki Harami	haramic@aol.com	818-968-6872
Rod Building	Pete Emmel	p_emmel5@hotmail.com	805-461-0968
IT Director	Mark Sweat	markesweat@yahoo.com	760-274-5012
Public Relations Co-Director	Kimberly Jeans	Kim@kernriverflyfishing.com	760-376-2040
Public Relations Co-Director	Sergio Martinez	Skaguy04@gmail.com	



Proud to be a member of the Federation of Fly Fishers

Individual memberships available at [www.fedflyfishers.org](http://www.fedflyfishers.org)

Use Club Affiliation code 99792

