



Ring of the Rise

August 2016

Official Periodical of the Southern Sierra Fly Fishers Club

Gary Silveira, Newsletter Editor

President's Message: by Chiaki Harami (*haramic*)

Our Club is holding a special raffle for the fire victims from the Erskine Fire. The fire has devastated lives in the Kern Valley area. There were 2 fatalities, 257 buildings destroyed, over 48,000 acres burned and the total costs estimate amounted to over \$19 million. We are requesting donations in \$10 increments. The funds will be used to purchase Vons certificates and distributed to the fire victims. Donations can be made by going to the Club's website: ssffclub.org clicking on the "Donate" link on the left side of the page. Payments will be processed by PayPal. For each \$10 donated, you will be entered into a drawing for a Redington fly fishing outfit, which includes a Vapen 5wt.rod, Behemoth reel spooled with backing and Rio Gold fly line, a fly box with 2 dozen flies, a rubber landing net, and a full day guide trip with Guy Jeans on the Kern River. The winner will be announced the Club's website on August 8th. If you have any questions, please email haramic@aol.com. Please donate and help out the fire victims.

August will be an exciting month for the Club. We will have our San Joaquin River outing on Aug 6 in the Reds Meadows area behind Mammoth Lakes. We weren't able to secure a group campsite, so everyone will be on their own for lodging or camping. I plan to drive through the Mammoth Mountain main Lodge area before the mandatory shuttle bus time of 7:00 am. We plan to meet for breakfast at the Mule Café in the Reds Meadow Resort around 7:30 am and then hike down to the San Joaquin River about 8:45 am. After the fun day of fishing, we plan on meeting at a condo for beverages and pizza. So far, we have a good group going. If you're interested in this outing or have any questions, please email me at haramic@aol.com

On Saturday, August 27th we will have a repeat outing from last year: Lower Kern River Bass Outing lead by Guy Jeans. Last year was the first time doing this and everyone had a fun time. Meet at the Fly Shop at 8:00 am. You'll need a personal floatation device: float tube, pontoon boat, etc. The Shop has bass flies for sale, if you need any. Fly fish the morning for largemouth and smallmouth bass and plan to have a group lunch at the launch point about 1:00 pm. Sandwiches, chips and drinks will be provided.

The following morning on Sunday, August 28th, Randy Skidgel will be providing Spey Casting lessons. Randy is an expert Spey caster and has fly fished many different river using this type of powerful rod. Learn about Scandi and Skagit line techniques, single and double hand casts. This will open up a whole new fly fishing world to you. Please meet at the Fly Shop at 8:30am. Class size will be limited.

Please email me to sign up for the class or if you have any questions: haramic@aol.com

I hope everyone is staying cool and getting time on the water.

Thanks,

Chiaki

River Report: by Guy Jeans (*Flyguy*)

20 Mile Section of the Kern (From Kern River Fly Shop to Johnsondale Bridge)

The 20 mile section of the Kern from our shop to the Johnsondale Bridge is the most heavily fished section of the Kern because of the roadside access and heavily planted areas of Triploid trout (trout that cannot reproduce). This section is also home to wild (not native) rainbow and brown trout. This section is fishing very well with big rainbows being caught throughout the whole section. River flows in this section are around 160 cfs which are perfect for wading. Best flies to use are attractor flies like the Bead Head Kern Emerger and the Bead Head Royal Flush. There are hatches coming off like Caddis and Hoppers. Are the fish looking up and eating on the surface? Yes, also in the evening around 7pm till dark for the Caddis hatch. Water temperatures are starting to rise in this section and are reaching 65 degrees around 2pm. Good techniques to use are nymphing under an indicator, dry dropper or stripping streamers. If you want to have good fishing on the 20 mile section of the Kern, now is the time! Check out the recent catches below.

4 Mile Wild Trout Section (Above Johnsondale Bridge 4 miles)

This section of the Kern is very popular with folks who want to have a wild trout experience. There are special regulations here and bait or barbed hooks are prohibited. Only artificial lures or flies with barbless hooks are allowed. Many tickets are issued here to anglers who disregard the fishing regulations. The DFW does not stock the North Fork of the Kern River north of the bridge for 50 miles and those 50 miles are managed as a wild trout fishery. The fly fishing is excellent here because of these regulations. Check your regulations before fishing here!

Water temperatures are usually 5 to 10 degrees cooler here and the fish are very wary to your presence. A stealthy approach is needed to catch these fish. Fishing is excellent as of today. Dry dropper techniques and nymphing are getting the grabs. The biggest Stoneflies in the world reside here and fishing the flies that imitate them can get you some great fights.

Forks of the Kern (Special Regulations)

Fly fishing here is world class and the dry fly fishing legendary.

Lower Kern (Below lake Isabella)

A bass fly angler's paradise! The lower Kern winds its way down the Kern River canyon from the Lake Isabella Dam to Oildale, approximately 80 river miles. This section has trout, bass, crappie and other species to catch on a fly. This section is fishing excellent for bass right now. Use big flies like White Jawbreakers or poppers to get into these fish. Guy Jeans' guided fly fishing for bass trips have become very popular and he does them weekly. Great fly rod to use on the lower Kern for bass is a 9 foot 6wt or 7wt Redington Vapen Black, Redington Behemoth 7/8 Reel and a Rio Small Mouth Bass Fly Line.

South Fork of the Kern

Open!

The South Fork of the Kern River is a special fishery and is home to our states freshwater fish, the Golden Trout. It is also home to the predatory non-native Brown trout who considers the small golden trout a tasty treat. Consider using flies that replicate small golden trout next time you fish the South fork of the Kern or use a mouse fly in the late evening.

Can you catch a Golden Trout here? Yes you can, and it will count towards your "Wild Heritage Trout Program".

Watch out for Bigfoot! Many sightings have occurred here.

Tributaries of the Southern Sierra

Open!

The small creeks are great for Tenkara fly fishing.

Can you catch a Little Kern Golden Trout here? Yes you can, and it will count towards your "Wild Heritage Trout Program".

Lake Isabella

Lake Isabella is fishing well for Crappie, Bass and Carp on the fly! Carp have moved into the shallows as the lake fills up.

As a reminder, the fishing reports are available in video format on Facebook and can be accessed via the forum under the heading "Kern River Fly Fishing Reports - Daily Video and Kern Fly Fishing Reports."

Guy



Conservation Report: by *Tim Michaels*

No report submitted this month.

Tim

Outings Report: by *Chris Chamberlain (ChrisC)*

No report submitted this month.

Chris

Rod Building: by *Pete Emmel (Pete)*

No report submitted this month.

Pete

Also, remember that SSFFC club members receive a 15% discount at Acid Rod. When you make your next rod building purchases please make sure to give Mark Griffin (Mark Griffin) a call at Acid Rod @ 909-394-7486 or stop by his shop at 910 N. Cataract Ave, San Dimas, CA and let him or Colleen know you're a member of SSFFC. - Gary

Check out the following link to see what Mark has to offer –

<http://www.acidrod.com/>



Saturday, August 6 - San Joaquin River Outing



Reds Meadows area behind Mammoth Lakes. We weren't able to secure a group campsite, so everyone will be on their own for lodging or camping. We plan to meet for breakfast at the Mule Café in the Reds Meadow Resort around 7:30 am and then hike down to the San Joaquin River about 8:45 am. After the fun day of fishing, we plan on meeting at a condo for beverages and pizza. So far, we have a good group going. If you're interested in this outing or have any questions, please email me at haramic@aol.com

Saturday, August 27 - Lower Kern River Bass Outing



This outing will be led by Guy Jeans. Last year was the first time doing this and everyone had a fun time. Meet at the Fly Shop at 8:00 am. You'll need a personal floatation device: float tube, pontoon boat, etc. The Shop has bass flies for sale, if you need any. Fly fish the morning for largemouth and smallmouth bass and plan to have a group lunch at the launch point about 1:00 pm. Sandwiches, chips and drinks will be provided.



Randy Skidgel will be providing Spey Casting lessons. Randy is an expert Spey caster and has fly fished many different rivers using this type of powerful rod. Learn about Scandi and Skagit line techniques, single and double hand casts. This will open up a whole new fly fishing world to you. Please meet at the Fly Shop at 8:30am. Class size will be limited. Please email me to sign up for the class or if you have any questions: haramic@aol.com



THE SOUTHWEST COUNCIL

FEDERATION OF FLY FISHERS

The 23 Independent Clubs of Southern California and Southern Nevada

Contact Nicholas Blixt
Telephone 413-575-2853
Email nicholasblixt@me.com

SOUTHWEST COUNCIL FLY FISHING

FAIRE 2016

October 14-16, 2016 / Bishop, CA

The 2016 Southwest Council Fly Fishing Faire will take place October 14-16 at the Tri-County Fairgrounds once again in Bishop, CA. As last year's Faire proved, the Bishop venue offers a nearly limitless amount of space for vendor displays, classes, entertainment, and food.

While the schedule remains fluid, an exciting array of seminars and events for beginner and experienced anglers alike will run throughout the weekend. In particular, the Faire is excited to welcome special guest and world-renowned angler, artist, and author Charles Jardine. For those looking to spend time on the water, local guides will lead a variety of outings that focus on topics like high-stick nymphing and Tenkara. And as always, certified instructors will offer fly casting classes on-site, and world-renowned tiers will once again hold a series of fly tying programs. Building on last year, the Faire will also offer a number of women-only classes throughout the weekend.

For those family members in attendance who do not fish, a variety of classes will be offered on gardening for drought-tolerant plants, rattlesnake avoidance for dogs, and much more.

Mark your calendars—registration opens August 14th at

Programs---ADDITIONS TO BE MADE, SUBJECT TO CHANGE:

Fly Tying with:

- ☐ Steven Fernandez
- ☐ Phil Therrien
- ☐ Naomi Okamoto
- ☐ Christina Carlos
- ☐ Carl Wuebben
- ☐ Mark Fulkerson
- ☐ Wayne Luallen
- ☐ ...and more

Fly Casting with:

- ☐ Dok Arvanites
- ☐ Jim Solomon
- ☐ Eric Callow
- ☐ Marshall Bissett

- ☐ Dennis Otsuka
- ☐ Tim Lawson
- ☐ John VanDerhoof
- ☐ John Adametz
- ☐ Leigh Ann Swanson
- ☐ Nick Blixt

Seminars/Speakers/Classes (**among many others**):

- ☐ Beginning fly fishing (multiple, daily)
- ☐ Tenkara Fly Fishing with Freddie Ramirez
- ☐ Rod Building for beginners with Chiaki Harami
- ☐ Chironomids from top to bottom with Ernie Gulley
- ☐ Learn to Spey Cast with John VanDerhoof
- ☐ A Casting Tune Up for intermediates with Dennis Otsuka
- ☐ Practice Skills that will make you a better Angler with Jim Solomon
- ☐ Unraveling Spey & Switch Rods, lines and Equipment with John VanDerhoof
- ☐ Mastering the Double Hall with Eric Callow
- ☐ Distance Casting and Ways to Improve with Dok Arvanites
- ☐ Practice Skills that will make you a better Angler with Jim Solomon
- ☐ Mastering the Double Hall with Marshall Bissett
- ☐ Fix your back Cast with Tim Lawson
- ☐ Building a Foundation Casting Stroke with John Adametz
- ☐ How to cast with Accuracy with Eric Callow
- ☐ Beginning Fly Tying with Christina Carlos
- ☐ Whip it, Strip it, Fly it, Tie it with Beryl Rea and Teresa Adams
- ☐ Introduction to Gear and Outfitting with Kesley Gallagher
- ☐ Women's Casting class with Leigh Ann Swanson
- ☐ Owens Valley Warmwater fishing with Jarett Coons
- ☐ Tying the Muddler Minnow with Steven Fernandez
- ☐ IFFF Fly Tying Skills Bronze Award Program with Jason Koop
- ☐ Kids Fly Tying with Mark Fulkerson
- ☐ Introduction to Saltwater Fly Fishing with Kesley Gallagher
- ☐ Fly Fishing the Central Sierra with Rick Mazaira
- ☐ IFFF Certification Workshop

Non-Fly Fishing Events:

- ☐ Laws Railroad Museum

- ❑ Bishop Nursery class on drought tolerant plants with Liz Merrill
- ❑ Petroglyph slide show with Ed Swanson
- ❑ Wanna Lean how to make a balloon dog with Dennis Otsuka
- ❑ Petroglyphs of the Eastern Sierra Tour
- ❑ Walking tour of the Historical Murals of Bishop
- ❑ Rattlesnake Avoidance Training for Dogs with Fred Pressen

Online registration opens August 14th. For more information and class registration, visit <http://www.swciff.org/faire>.

Chiaki

Tippetts from the Fly Addict: by Allen Bell (Raider)

North Fork Special



Years ago, when I first really got into fly tying, the club had Tim Wade from North Fork anglers in Cody, WY speak to the club. In his newsletter introduction, there was a picture of a fly. A "North Fork Special." It is a small winged stonefly looking thing with cool tails and white wings. For some unknown reason that little fly just spoke to me, so I ordered a couple and spent the next month or so trying to get one to look just right. This involved many trips to Chuck's for inspections, help and guidance. I will never forget explaining my exasperation at never being able to get those wings to flare correctly and be the same length. Chuck would hold the mess of a fly I just gave him and examine it so carefully, as if he were admiring the best fly ever. He would then look at me, smile that smile and tell me, "This fly looks great. You know, the fish can only see one side at a time." So with that encouragement, I started fishing the fly...a lot!!! Turns out, Chuck was right, the fish could only see one side and they must have liked the side they saw because I caught many fish on that fly. This fly was a turning point in my transformation from someone that liked to fly fish to "The

Addict." This is the first fly that I was asked to come to an event and tie publicly. My friends asked me to tie them a few from time to time. That is the greatest compliment you can give a fly tier. I will never forget the North Fork Special.

Flash forward to today. As I sit and write this, I am preparing to go to Cody and fish my little stonefly attractor in its home waters, the North Fork of the Shoshone River. "Greatest friend on the planet" Mark has family that lives in Cody. My employers encouraged me to take an extended vacation (not sure what that really means, could be more a vacation for them) and spend two weeks in this place I have wanted to go for so many years. For me, it's a pilgrimage to a place of wonders into a part of the west that I have completely fallen in love with, the Yellowstone.



Big Black Copper John

So, as all trips begin, this trip begins with a tying binge. We need Stoneflies. Big black ones! We also need Copper Johns, big, black, full of wire and tungsten. I'll crank out a few dozen. Psych Prince nymphs, red, loud and proud. Check, I can get that done.



Might as well have a copper, Copper John!!

Another high point is the hike to Slough Creek in Yellowstone. Hopefully, our timing will be perfect and the Green Drakes will be out. Ah, the fabled Green Drakes. I've read so many stories and heard so many tales of these big mayflies. I had to come up with a good Green Drake of my own. Heaven forbid I have to actually fish a store bought fly. Just in time, the Blue Ribbon Flies newsletter showed up on my phone. They had the new killer Green Drake fly you just have to have!! I couldn't believe my eyes when I saw it. This couldn't be better, the newest and best was also my favorite dry fly, a big, green Missing Link!!! WOOO HOOO!!! Not only do I get to catch Yellowstone Cutts, I get to catch them on a Missing Link!!! Nothing beats this!!!

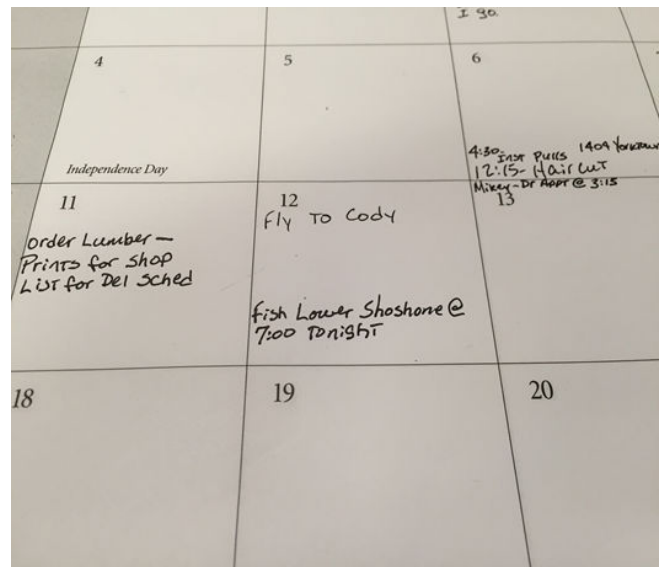


Missing Link, Green Drake style!!



StimuRaiders.... Don't leave home without 'em!!!

As I tied through the mountain of flies I would take on this trip and probably leave most of them with a guide somewhere, Mark called to tell me that he also did really well on my orange StimuRaider. "Make sure you have a few of those." No worries, I always have those. Except for right now!!! So a new binge starts inside the already panic I'm starting to feel. One, I NEVER run out of Stims. Two, this trip is getting close and I'm not close to having the flies I wanted to take and I haven't looked at my gear. Maybe I should remember to pack a fly rod!!!



Happy Day Planner


The days pass, as they always will. Time for tying flies passes and time for fishing nears. All the flies are tied, my gear is packed. Preparations for this adventure are almost finished. All that remains is to pack my clothes and dream. Time to think of what will be and what will happen. Imagine the beauty of the place I am privileged to visit and the beauty of the fishes I am honored to experience. Especially time to think and reflect on my little North Fork Special. How wonderful it is going to be to soak my much loved fly in its native water. These are the things that make fly fishing what it is to me. The journey from that beginning fly tier that really didn't understand what all the fuss over a fly he tied was about. The young fisher that never understood why the fish accepted this particular fly as tasty bites when there were so many other options, most of which didn't include a lip ride. I know one thing; this fly is more meaningful to me than another fish catcher. I have plenty of those. This represents the journey from something I enjoyed to something I loved to something I can't live without. In many ways this journey to the North Fork of the Shoshone is a journey to a home I've never been, never known. At least my little fly will know.....

Blue Skies and Fishy Flies,

Allen



Fly Fishing Book Review: by Ants Uiga (Ants)



Steelhead Paradise (add Canadian maple leaf)

By John F. Fennelly

Frank Amato Publications, Portland, OR Published 1963, 1989

114 pages

Steelhead Paradise by John Fennelly continues my reading into the realm of steelhead fishing. The book covers the Skeena Valley drainage area in Northern British Columbia, Canada. The notable city is Prince Rupert on the mouth of the Skeena River drainage. The notable rivers are the Morice, Babine, Kispiox, Sustut, and Johanson. The upper end fishing options include lodges with price tags of \$7,000 per week. I wonder if there are options for the more budget minded folks, like me. The driving distance from Bodfish to Prince Rupert is 1,800 miles with many, many fly fishing distractions along the way. Stay tuned to see if this ever happens.

Fennelly's first trip to the Skeena Valley was in 1951 and it required six visits over a period of years to cover the waters and provide information for the book. As the author was able to travel to more parts of the drainage, some dirt roads enabled his travels, but these would better be considered logging roads rather than any comfortable highway.

The Skeena Valley drainage is a huge area. The river miles could be in excess of 400 miles from mouth of the river to uppermost drainages. (The distances would seem even larger since they would be presented in kilometers instead of miles.) As with many salmon / steelhead drainages, the migratory fish include many species returning to various smaller rivers. It seems a single species returns to the home spawning river on a different schedule than the schedule one would assume based on river distances. At times, the

spawning fish may arrive at a location 300 miles from the mouth of the drainage earlier than the same species would arrive at a location that is only 100 miles upriver (how is that for confusion). The timing of the runs and available fishing options occur after runoff, so at places the fishing begins in late August or September. The end of the fishing season is usually determined by winter conditions or the hardness of the fisher. Fennelly relates one experience when the temperature dropped to minus sixteen (Fahrenheit) at night. The services of a lodge were appreciated the next day.

As you can imagine, the setting is fabulous and the fishing is superb, if your timing is good. Lodge reservations are booked at least a year in advance. I would guess the repeat customers have first option for the more predictable fishing dates. Some of the insights noted by the author were that in the 45 degree water, the steelhead are as apt to take a dry fly as well as a wet fly. Be sure to check with current practices before you base your whole fishing strategy on a single comment.

I was greatly entertained by the book. My armchair fly fisherman was fully satisfied. My inquisitive fly fisherman had me order another related book. The next time I see a post of steelhead fishing in this area, I will give it a much more informed praise. Maybe the VW camper bus can make it to that area after all.

AntsYour SSFFC Fishing Book Aficionado

Fly of the Month: by Rob Buhler (clouserfreak)



SHAFT

By Mickey Baron

Here's another from Crowley Lake Guide Mickey Baron for you Crowley Lake junkies!!

On many of the days with a good chironomid hatch on Lake Crowley it is absolutely essential to have a quality grey pattern that you have confidence in. For many long time

fisher's on the lake, the Shaft is just that. A very simple fly with only three materials, it can be so effective that you can literally catch dozens of fish on it during a prolific hatch if you are in the right spot!

Add a white bead on top of or instead of the black nickel bead and you have a Shaft Emerger. These flies are excellent fished together with the Shaft Emerger hanging about 12"-18" above the original Shaft on your leader. Mickey ties them in two sizes. The small version is tied on a size 16 scud hook and the larger is tied on a 2x or 3x long size 16 (TMC 200R or 2305 equivalent).

P.S. These flies are great in other stillwaters and believe it or not....rivers too!

Tie some up, throw'em in your box and go fishing!



P.S. Crowley Lake Guide Ernie Gulley will be presenting to the SSFFC in Kernville on Saturday September 17th! Make space on your calendar! Word is that Ernie has a superior presentation and I can tell you first hand that Ernie, much more often than not, out fishes all other guides on the lake. I have seen on well more than a dozen occasions where Ernie's clients are catching more fish than any other boat in the area. He really knows his Stillwater nymphing! There will also be a "Crowley Lake Boat Rental" gift certificate for \$100 up for raffle at the meeting. This will get the winner a full day on a 30hp flat bottom boat. Hope to see you there!!

Ryan and I will also be hosting an informal SSFFC outing on the following weekend, September 24th and 25th. If you would like to hook up and fish together please email and we will straighten out the details as we get closer. Rob Buhler's email address: clouserfreak@hotmail.com

Here are a couple pictures of some Crowley fish.



Materials:

Hook: 16 scud or 16 2x long (TMC 2305)

Bead: Black Nickel 1/16 or 5/64

Thread: Blue Dun (UTC 70) or Grey 8/0


Wire: Black X-small

Coating: Zap a Gap


Tying Instructions:




1. Debarb hook, add bead and insert into vise. Attach thread directly behind bead.



2. Attach wire with two or three wraps atop the hook shank.



5. Wrap thread back to the front with the same technique. Again, note how smooth and thin the body is.



3. Wrap thread toward the back of the shank keeping the thread flat (easier with the UTC). Note how the thread is not roped and is wrapping very smoothly.



6. Rib the wire forward over the thread with evenly spaced wraps. You may start with closer spaced wraps at the rear and increase the space as you move forward, much like the naturals. Most chironomids have approximately 10 segments, so 9-10 ribs are ideal, but I don't think the fish count them. I tie smaller sizes with 6-7 wraps and they get crushed too!



4. Continue to 1/3 or 1/2 way down the hook bend.




7. Cut or spin off excess wire after taking a few tightening wraps behind the bead. Whip finish or add three half hitches.



8. Coat the fly with Zap-a-Gap for sheen and durability. A reliable friend uses Sally Hansen Advanced Formula.

Rob

Tips & Techniques: by Ryan Buhler (ryan)



Sliding indicators

The last few years the trend at Crowley has been fishing deeper water when still water nymfing. Not by choice but because that's where the fish are. Sometimes that means

having 20 feet or more of leader between your flies and your indicators. If fishing with the traditional fixed indicator it makes landing a fish nearly impossible. That is where the sliding indicators come into play. The first sliders were a pain in the butt to use. Most had some kind of pin to hold your line and when you got a fish the tension would free the pin and the indicator would then slide up and down your leader freely and you could reel in enough line to land your fish. The problem was you had to set the pin just right for it to hold when you cast but not to tight that it wouldn't release when you hooked a fish. Fortunately some better models have been put on the market. The two that Rob and I like best are Air-Lock by Rajeff Sports and the Under-Cator by Sierra Drifters. Both work great as fixed or sliding indicators. Both have a rubber washer and screw system to tighten on your line. Both don't kink your leader and come in small and large versions. The advantage of the Air-Lock is it can be put on after you have rigged up. You remove the nut and washer and put your line in the slot then put the washer and nut back on and tighten. You can tighten all the way for a fixed indicator or loosen and have it slide. The Under-Cator has to be put on before you put your flies on. There is a small hole you thread your line through and then tighten as needed. Both are great products and work equally well in both styles. They are now the only indicators that I use. Give them a try at Crowley and on the river next time out.

Ryan

Message from the Editor: by Gary Silveira (CopperDropper)

A short and simple wish from me is that everyone gets a chance to get out on the water and enjoy these dog days of summer. Lacey recently did her part..... dog included!



Tight Lines, *Gary*



SOUTHERN SIERRA FLY FISHER CLUB

OFFICERS AND DIRECTORS FOR 2014-2015

ELECTED POSITIONS

OFFICE	NAME	EMAIL	TELEPHONE
President	Chiaki Harami	haramic@aol.com	818-968-6872
Vice President	Allen Bell	fly_addict@hotmail.com	760-382-2266
Treasurer	Pete Emmel	p_emmel5@hotmail.com	805-461-0968
Secretary	Keith Pengilley	kpengilley@earthlink.net	626-286-4536
Conservation Chair	Tim Michaels	tim.michaels980@gmail.com	
Outings Chair	Chris Chamberlain	chamberlain.c@gmail.com	661-619-6397
Director	Gary Silveira	gfsilveira@charter.net	805-238-6619
Director	Guy Jeans	guy@kernriverflyfishing.com	760-376-2040

APPOINTED POSITIONS

OFFICE	NAME	EMAIL	TELEPHONE
Newsletter Editor	Gary Silveira	gfsilveira@charter.net	805-238-6619
Membership Chair	Keith Pengilley	kpengilley@earthlink.net	626-286-4536
Education Chair	Guy Jeans	guy@kernriverflyfishing.com	760-376-2040
Fly Tying	Rob Buhler	clouserfreak@hotmail.com	949-842-2133
Tips & Techniques	Ryan Buhler	slumpbuster@live.com	949-240-7748
Raffles Coordinator	Guy Jeans	guy@kernriverflyfishing.com	760-376-2040
Librarian	Ants Uiga	mrmarsa@sbcglobal.net	949-466-6404
Tournament Committee Chair	Chiaki Harami	haramic@aol.com	818-968-6872
Rod Building	Pete Emmel	p_emmel5@hotmail.com	805-461-0968
IT Director	Mark Sweat	markesweat@yahoo.com	760-274-5012
Public Relations Co-Director	Kimberly Jeans	Kim@kernriverflyfishing.com	760-376-2040
Public Relations Co-Director	Sergio Martinez	Skaguy04@gmail.com	



Proud to be a member of the Federation of Fly Fishers

Individual memberships available at www.fedflyfishers.org

Use Club Affiliation code 99792

