



# Ring of the Rise

August 2014

Official Periodical of the Southern Sierra Fly Fishers Club

Gary Silveira, Newsletter Editor

## President's Message: by Chiaki Harami (*haramic*)

I've always said Southern Sierra Fly Fishers Club is the best. Now it's been confirmed and verified by the International Federation of Fly Fishers. We won the 2014 McKenzie Cup for the Fly Club of the Year. I went to Livingston Montana to accept the award and had a great time being back in Montana. The award was presented at the IFFF Fly Fishing Fair Banquet, attended by 200 fly fishers. This award is recognition to all the past and present members. Many of our outstanding programs started years ago and have gotten better through the years of refinement. I need to personally thank our Board members for their many hours of hard work. They are dedicated to the Club and their pride of workmanship is evidenced in our award. I'm very proud of this award and it's on display at the Fly Shop.

It's been 7 years since I was in Montana and there is nothing like being in Montana. We were able to book a direct flight to Bozeman and it was a short 2 hour flight. The approach was over the Gallatin River with a smooth landing into BZN. The first thing I did after departing the plane was look up at the sky. Yup, the sky is bigger in Montana.

Fished one day on DePuys Spring Creek, 2 days drift boat on the Yellowstone and one day touring Yellowstone National Park. The first evening, we had the chance to visit friends. They live on the outskirts of Livingston, in the rolling grassland hills. We had a great dinner on their patio with deer cruising around. The fishing was Montana great, with Yellowstone Cutts, Rainbows and Browns. I can't wait to go back, promised myself to fish the Clark Fork River again and would like to try Craig.

There are some important dates coming up:

Sept. 6<sup>th</sup> there is a Mini-Outing to fish Dana Point Harbor. The Buhler Bros will be guiding us on their home waters. Bring your float tube, yak or toon. Meet at 6:00 am at Baby Beach.

Sept. 13<sup>th</sup> is our next Club meeting. We are fortunate to have Mr. Jack Trout as our guest speaker. He will be presenting the McCloud River and its history. The meeting will be held at the Fly Shop starting at 7:00 pm.

Sept. 19<sup>th</sup> to 28<sup>th</sup> is the Southwest Council IFFF Fly Fishing Faire at Mammoth Lakes. There will be 3 days of demonstrations, seminars, classes and movies. This will be the 3<sup>rd</sup> annual and it gets better each year. Check out the details at [www.swc-fff.org/faire](http://www.swc-fff.org/faire)

Sept 26<sup>th</sup> to 28<sup>th</sup> is the Forks of the Kern Outing. This is one of our most attended outings.

Oct 11<sup>th</sup> Spey Casting Lessons with 2 IFFF Master Casters in Kernville.

Oct. 12<sup>th</sup> is the Inter-Club Tourney Tryouts. Meet at the Fly Shop 8:00 am.

If you have any questions on any of the above, please email me [haramic@aol.com](mailto:haramic@aol.com)

*Chiaki*

## River Report: by Guy Jeans (*Flyguy*)

Hello everybody, this is a fly fishing report for the week of 08-27-14 written on Wednesday 08-27-14.

**20 Mile Section** (Kernville up to the Johnsondale Bridge)  
The upper river is now running around 125 CFS. Upper river conditions are tough near town with water temps pushing high temperatures. Water temps near town are 55-60 in the early am first light session and 60-70 degrees in the middle of the day (not recommended). Water temps above town near Limestone are 55-60 degrees early in the morning, warming to 60-65 degrees mid-day.

We are starting to see some top water dry fly Caddis action this week around 7:00 pm, and we are also getting fish on small size 24 to medium sizes nymphs in sizes 14-12. I've been having my client's fish hoppers and ant patterns and it's been very successful on top. There has been great action stripping streamers as well as swinging soft hackles in the riffles. If you fish near the town of Kernville or below, make sure to fish early, from first light till 10:00 am or the last 2 hours of daylight for best fishing. Fishing up river near Limestone, the water temps are holding and are a lot cooler with less moss on the rocks.

Remember to catch and release those trophy fish so somebody else has a chance to enjoy those big fish too. Somebody else has probably caught and released that fish so you could catch it. Pretty Cool!!!

**The 4 mile wild trout section** (Open year round) Fishing has been good! Remember, this area is **Catch and**

**Release barbless hooks only!!** Flows have been at around 150 CFS and water temps are cooler at 55 degrees up here and up river.

**Lake Isabella** Crappie fishing has slowed but they are still in the shallows. The lake is very low and fishing various streamers with a floating line or sink tip is getting the job done. Rainbows are looking up first light and taking midges on the surface with some great top water action near Camp 9, Paradise Cove and the main dam. Bass fly fishing is good in about 15ft of water first hour of light and Carp fly fishing is ok.

**Lower Kern** The lower Kern is fishing well for Largemouth and Smallies! Water temps down on the lower are about 5 degrees warmer than the upper. The water is at a good flow at 167 CFS as of today between Borel and Democrat. Bass fishing on fire...

**Tributaries of the North and South Fork Kern** (Open)  
The water level is low and fishing is not recommended.

**South Fork of the Kern from Rockhouse North** (Open)  
The water level is low and fishing is not recommended.

*Guy*



**Outings Report:** by Chris Chamberlain (ChrisC)

No report submitted this month.

*Don't forget, the annual and extremely popular Forks of the Kern club trip is scheduled for the weekend of September 27-28. Be sure to check out the Forum to get all the details and get your name on the attendee list.*

*Chris*

**Rod Building:** by Pete Emmel (Pete)

*This is a re-post from last month's newsletter as the proceeds of this Challenge has such a tremendous impact on the Southern California Chapter of Casting for Recovery, and especially, their participants.*

*As a reminder, the rod kits are available through Pete Emmel at \$35.00 + shipping to your door. This is "at cost" for the club. The judging will take place on November 8<sup>th</sup> at the Inter-Club Tourney.*

*If you have any questions, follow the forum thread **SWCFFF Rod Building Challenge** in the **Rod Building** section, or contact Pete.*

*Gary*



### **2014 SWCFFF Inter-Club Rod Building Challenge**

Ok, last month we posted about the "SSFFC Rod Building Challenge". Since we are the club sponsoring this I figured we better be up on what it takes to win it. The other clubs definitely aren't going to take it easy on us so let's go over some of the tips to making your build outshine the competition. Now these aren't just tips you can use for the competition, they apply to everyday rod building. The following tips are just some things to give your custom build that over the top look.

**#1: HAVE FUN!!!!** This isn't a life or death competition. It doesn't matter if you have 1 or 100 rods under your belt. It's all about building up CFR's equipment inventory. Newbies, need somebody to bounce ideas off? Shoot me an e-mail and I'll put you in touch with one of the club's hot runners. Never met a builder yet who isn't willing to talk rod building.

Basically we are going to be giving the judges a list of build aspects they need to judge the "Craftsmanship" category. Here is what goes into a top shelf rod:

#### **Guides:**

- **PREP EM:** Unless you use something like Snake Brand guides there will be some foot prep. File yourself a smooth ramp for the thread to go up. A common place for thread gaps is at the transition from the blank to the foot.
- **DE-BURR:** De-burr the sides and bottom of the guides. Burrs can cut your thread or show up as sharp lines under your thread wraps.
- **COLOR THEM:** If you use black or dark nickel guides and have done any prep work on them, either paint or use a Sharpie maker on the bare metal. Yes, the bare foot does show up under the thread, especially if you aren't using color preserver or color fast thread.
- **LINE EM UP:** If we look down the rod and see that the guides aren't lined up properly.... well I am

betting that might mark a few points off on the judging.

- **BUILD ON THE DOG LEG:** If you blank has a bend to it, build with the guides lined up on the convex side of the curve. That way the bend is hidden and with the rod lined up the weight of the line wants to straighten the rod.

#### Wraps:

- **PACK & BURNISH:** Pack those wraps. Prior to packing and burnishing your wraps they may look good, but we all know that once finish is applied even the tiniest gaps will rear their ugly heads. Burnish down those little humps made by the tag ends.
- **EQUAL LENGTH WRAPS:** Whatever the number of wraps you like to go with before the thread starts up the guide foot, keep it consistent. The wrap lengths need to be proportional to the size of the guide. Not all wraps are created equal (in length). That is why we count the turns before the thread starts up the guide foot.
- **STARTING & STOPPING:** Keep your tie in and finishing points consistent. There is no right or wrong place to start and stop your thread, but you need to keep it consistent throughout the build. If you start 180° off the guide stop it 180° off the guide for all you guides and ferrule wraps.

#### Finish:

- **NO FOOTBALLS:** You know those football shaped guides we have all seen and probably applied? Just say no to them. You want as level a finish as you can get. Do whatever it takes to obtain the level look. Sand them; apply thinner coats if you need to... use every trick in the book to avoid the dreaded footballs. This isn't the NFL.
- **SMOOOTH:** Work to obtain a glass smooth finish. No fisheye, dust boogers, thread nubs or thread ridges in the finish. Glass is the word you are looking for to describe your finish work.
- **CLEAN LINES:** Strive to keep your finish lines even and hopefully fairly close to the thread.
- **FILL THE TUNNEL:** Make sure to get your finish under the guide. Fill that thread tunnel. Gaps between the thread and guide will eventually allow water to wick under the finish.

#### Bonus Tidbits:

- Make sure all the section lengths are the same. Check your section lengths when you dry fit your tip top and handle. If all the sections aren't the same length cut down the tip and butt sections. Typically it can be 3/16" to 1/4" off the sections depending on the make of your handle and tip top. **Remember!!!** Don't cut the excess off the ferrule end of the section. Been there, done that!
- Keep it clean. Remember alcohol is your friend when it comes to cleaning up excess epoxy from your reel seat and handle.

- Ream it close. If you decide not to use a winding check, make sure that you control your reamer. A large gap between your handle and blank is no Bueno.
- If you use color preserver (CP) and want to avoid the dreaded splotches that can happen due to insufficient application, try this: Once the CP is applied and dried run the wrap under some water. Moisture will darken the thread showing you where the CP is weak. Let the thread dry and apply more CP. Repeat as necessary.

*Pete*

*Also, remember that SSFFC club members receive a 15% discount at Acid Rod. When you make your next rod building purchases please make sure to give Mark Griffin (Mark Griffin) a call at Acid Rod @ 909-394-7486 or stop by his shop at 910 N. Cataract Ave, San Dimas, CA and let him or Colleen know you're a member of SSFFC. - Gary*

*Check out the following link to see what Mark has to offer –*

<http://www.acidrod.com/>



#### **Club Meeting & Activities:** by Chiaki Harami (haramic)

The next General Meeting of the SSFFC will be Saturday, September 13<sup>th</sup> and will be held at the Kern River Fly Shop, starting at 7:00 pm.

The featured presenter is Jack Trout, owner of Jack Trout Fly Fishing of Mt. Shasta, CA. Jack will be making a presentation on The McCloud River and its history. This should be a wonderful presentation by a highly respected guide from the area and one that everyone should try to attend.

The following is a bio of Jack;



Jack Trout, owner and guide, started fishing Northern California streams and rivers as a youngster, with his father, a fishing guide on the Feather River in the little town of Portola, California.



For over 16 years Jack has guided and outfitted in the Mt Shasta area and as faraway places as Chile, Argentina and Belize. He has been featured on Fly fishing shows such as ESPN, Outdoor Life Network, Fine Living Network and PBS, as well as written about in the San Francisco Chronicle and San Jose Mercury. Jack can be heard by thousands on the Fishing Report Show weekly out of San Francisco on KNBR 680 AM (the sports leader)! His passions are people and teaching fly fishing. He is an expert oarsman and is a certified class 4 rafting guide as well. Jack has fly fished all over the world in 23 countries. On many of these trips Jack was the client, scrutinizing his guides to determine what he liked and disliked about each one, giving him the opportunity to develop and offer one of the best client-oriented guide services available.

Jack Trout is always a strong supporter of stream protection.



The SSFFC holds elections for the Board of Directors once a year. The first step is for nominations to be made, and then elections are held. We will hold nominations from September 1st to 10th. Elections will be held from September 11th to 20th. Nominations and voting will be made by emailing to both Chiaki Harami: [haramic@aol.com](mailto:haramic@aol.com) and Keith Penguilley: [kpengilley@earthlink.net](mailto:kpengilley@earthlink.net). Please list both on your email nomination and vote. You can also vote at our Sept. 13th meeting.

The following people have agreed to continue on the Board if nominated and elected:

Chiaki Harami – President  
Allen Bell – Vice President  
Pete Emmel – Treasurer  
Keith Penguilley – Secretary  
Chris Chamberlin - Outings Chair  
Gary Silveira – Director  
Guy Jeans – Director

Conservation Chair – Open

Please exercise your right to vote.

Additionally there have been some important changes to our Club Board.

Mark Sweat is our IT director. Mark is an IT professional and brings a wealth of knowledge to this newly created position.

In addition to being our Club Secretary, Keith Penguilley will also become our Membership Director. Keith has recently retired to Kernville has graciously volunteered to take on this added position.

I would like to personally thank Shane Goslin for years of service as our Conservation Chair. He has been our driving force on the Kern River Rainbow Project, getting signs put up in the GTW and many other projects. He has attended all the meetings, wrote letters, won conservation grants and was instrumental in our Club winning the McKenzie Cup. Fortunately for us, Shane will continue as our Kids Academy chair.

I would also like to thank Randy Skidgel for being our VP. Randy scheduled our speakers and was a tremendous help organizing our Inter-Club teams. He often offered his valuable opinion and experience on many of the SSFFC matters.



### **FEW SPOTS STILL OPEN FOR FLY FISHING FAIRE**

Classes in beginning fly-casting, fly-tying and other skills of the sport remain open for the Fly Fishing Faire, Sept. 19-21. The Southwest Council International Federation of Fly Fishers event is at Cerro Coso College with activities utilizing nearby Eastern Sierra waters.

Classes with limited availability include:

#### **Sept. 19**

Introduction to Fly Fishing (8-noon)  
Introduction to Fly Fishing (2-4 p.m.)  
Beginning Fly Fishing (8-noon)  
Beginning Fly Fishing (1-5 p.m.)  
Fly-Fishing Lake Crowley (8 a.m.-1 p.m.)  
Trout Flies with Steven Fernandez (1-5 p.m.)

#### **Sept. 20**

Introduction to Fly Fishing (8-noon)  
Introduction to Fly Fishing (2-4 p.m.)  
Beginning Fly Fishing for Women (8-noon)  
Beginning Fly Fishing for Women (1-5 p.m.)

#### **Sept. 21**

Women's Casting Class with Leigh Ann Swanson (10-noon)  
Tying the Muddler Minnow with Steven Fernandez (9-noon)

Registration is \$15 adult; ages 16-years and younger free; \$20 per family. Eastern Sierra resident admission (with proof of residency) is \$10. A single admission is good for all

Faire days. Some workshops and seminars are included in the admission; other classes will have separate registration, materials or participation fees.

For a complete list of activities, classes and seminars that remain open, phone (818) 200 1499 or visit [www.swc-fff.org/faire](http://www.swc-fff.org/faire).

*Chiaki*

**Tippets from the Fly Addict:** by Allen Bell (Raider)

### Who Needs a Nickname?

A couple years ago, I went to a river named the Owyhee with my friends Ellen and Mark. It turned out to be an epic trip. We all caught many, really pretty, really big fish, mostly Brown Trout. Mark was in hog heaven, which is similar to Stocker Heaven, but different. Every afternoon, we would stop fishing wherever we were and head up near the dam. Ellen and I would hang out and wait for the PMD's to emerge and the sippers to soon follow. Not Mark, he loved the Owyhee and the magnificent fishes that live there. He would keep nymphing in a nice area, way upstream. Ellen thought this was so funny, that Mark just refused to take a break.

One evening as the trip wound down, Ellen remarked that Mark loved this place so much; she should start calling him 'Owyhee Mark'. Well, the name has stuck and as I think of that, I'm reminded of a few of my other friends that either I have given a nickname or was present when the name was earned. After all, there is a story behind every nickname.



*Owyhee Mark*

Since Ellen is responsible for a nickname, she shouldn't be exempt. I call Ellen 'Eagle Eye'. The first time I met Ellen in person, we met in Carbondale Co. and fished the Frying Pan and a spring creek there in town. After that, we drove to Ellen's home and fished a small nearby water, the Big Thompson.

The first evening, Ellen took me to a nice little caddis run she likes to fish. A few fish were rising, and Ellen would

always get so excited and point out each one. "Oh, there's another one!!"

Ellen is an expert entomologist; I would ask her what type of caddis these were. Of course, these are little brown ones....Of course, there are lots of them too!!! Ellen may not know the Latin names, but she sure can fish dry flies. This past spring, Mark and I took her to our favorite spots and she gave us another lesson at fishing dries, this time, little gray ones, or Blue Wings.



*Eagle Eye Ellen*

My very favorite nickname though is the one I gave my good friend Chiaki Harami.

I 'met' Chiaki on the Kern Fly Fishing Forum, many years ago. We had talked online, but never actually met face to face. Chiaki invited me to fish a small pond with really big fish somewhere in California. He picked me up on Highway 14, my wife dropping me off with some stranger I had never met. Well, we hit it off from the start. That Chiaki can really talk, me being the quiet wall flower I am, I barely got a word in all the way to Mammoth. Well, maybe I said a thing or two on the ride up. Anyway, it was the start of a long and great friendship.

Chiaki and I have shared much water and many adventures together. One time I was reading the forum and received a message from Chiaki. He had just been named 'Global Moderator' on the Forum. I kind of understood what this was, mainly, don't say bad things on the internet, or you would be in contact with the Global Moderator. My twisted little mind went crazy with this. I'm not sure why it was so funny to me, but it was. I kept thinking, Hey, Mr. Global controls the globe!! He can do anything!! Now, let's end world hunger. Chiaki, send them a message and tell them to get something to eat!! While you're at it, take care of all those terrorists creating fear and hurting innocent people. Drop them a note and tell them to just stop it and stop it now!! I laughed so hard the first time I went through all this stuff with my friend. Poor Chiaki had no clue what I was babbling on about and still probably doesn't. The whole thing turned out to be my own personal little joke; no one else got it, especially Mr. Global. Thankfully, he doesn't hold it against me for still using it and it truly has become a term of endearment.






*Mr. Global, with yet another really nice fish!!*

I wouldn't trade these friends and stories for anything in the world. In fact, I have met so many quality people fly fishing, I could fill the newsletter with stories of adventures and great days we have had together and I truly appreciate every one. The thing about our world is that everything seems to change. Whether we want them to or not. Thus, nicknames. They remind us of happier days and hold the promise of more to come. I can't think of a name for that but incredibly blessed!!

Blue Skies and Fishy Flies,

*Allen*

**Fly Fishing Book Review:** by Ants Uiga (Ants)



## David Stanley's No Nonsense Guide to Fly Fishing in Nevada

with Jeff Cavender

Published 1997 David Communications, Sisters, OR  
48 (plus VI appendix) pages

In 1983, Dave Stanley purchased the Reno Fly Shop. Although Stanley's ownership of the fly shop ended several years ago, he is still active in guiding. The Reno area is near the NV / CA border, so the book covers CA waters as well as NV ones.

Although most initial thoughts of NV provide images of dusty and dry deserts, the fly casters at Pyramid Lake will have images of trophy size Lahontan Cutthroats and ladders and probably some highly variable weather conditions. Pages 24 and 25 describe the conditions for Pyramid Lake.

If you are traveling to Eastern Nevada, fishing options exist around Ely and Elko, as well as northern locations near Mountain City and Denio. The eastern locations are familiar to me as I drove to the Bonneville Salt Flats. Next time I head in that direction, I will check the guide and bring a fly rod. The northern locations are a complete mystery, but a little less so since the fishing and access details are provided in the book.

The majorities of the locations are around Reno / Carson City / Tahoe and provide familiar locations to most fishermen. If you are interested in adding a tiger trout to your catch history, then pages 32 and 33 will provide the guidance you need. The guide covers the well-known fishing locations and does not reveal any secrets. The secrets are for you to discover. However, if you are passing through the area, it offers options on places to fish if the weather or road access forces a change in plans. Seems like a good reason to keep a copy in your travel bag.

*Ants* .....Your SSFFC Fishing Book Aficionado

**Fly of the Month:** by Rob Buhler (clouserfreak)



## ALBINO BARON

Here we have yet another winner from the jewel of the eastern Sierra's, Crowley Lake. Designed by Crowley guide Mickey Baron, the Albino imitates the prolific hatches of chironomids on the lake when in their larval form.


The larvae of the chironomid (midge) are often reddish in color and Mickey designed his Baron flies to cover this stage. The original Baron is tied with a dark red or reddish/brown thread, extra small black wire and a very small 1/16 black nickel bead. He keeps the thread body very slender to mimic the naturals and adds a white bead as an attractor to create the "Albino" version. This fly fishes fantastically on most mornings and is often a strong producer all day long. A strong testament to the quality of this fly is that Kent Rianda, of the competing guide service at Mammoth's Troutfitter, has regularly listed the Albino Baron as the top producer this summer on the lake.

I don't know exactly what thread Mickey uses, but I tie mine with Wine UTC 70 denier. The wine color is very close to the original, lies flat for a thin profile and has a wonderful sheen. Mickey also uses the smallest available 1/16 beads, but I don't have any white in that size, so I substitute the larger 5/64 or even larger 3/32 sizes. You may also substitute pearl glass beads, but from my limited experience, I have found those to be an inferior choice, catching fish, but not as many. The hooks that I have been using lately are Tiemco, The Fly Shop, or Togen equivalent of the 2302 or even stronger 2305. These are hopper style hooks with a nice bend and relatively long profile, but more strength than the Tiemco 200R or 2312.


#### **Materials:**

Hook: 2302 or 2305 hopper 14-16 or substitute  
Bead: 1/16 White Tungsten, White Brass, or Pearl Glass  
Thread: UTC 70 Wine or substitute  
Wire: Black x-small Ultra Wire


#### **Tying Instructions:**




1. Debarb hook and slide bead onto hook shank. Insert hook into vise and attach thread behind the bead. Note that the thread is lying flat and not in a rope. This helps keep a thin profile.



2. Attach wire to the top of the hook with a few thread wraps. Again note the flat thread.




3. While using an occasional counterclockwise twist on the bobbin to keep the thread flat, wrap the thread back on the shank holding the wire above the shank as you go to keep it aligned on top. Wrap to part way down the bend. Note the thin smooth profile of the underbody.





4. Now wrap back up the shank to behind the bead. Keep the thread flat as you go and build a small thread ramp behind the bead for the thorax.



5. Wrap wire forward in even wraps. Most midges have about 10 segments so 9 wraps is about right. A few more or less will not deter strikes. Tie down wire with a couple of thread wraps and remove excess by spinning wire while keeping tension on thread and wire.



6. Coat with Zap-a-Gap or CA glue.

*Rob*

**Tips & Techniques:** by Ryan Buhler (ryan)

### **Five Tips on Landing More Fish from your Float Tube at Lake Crowley**

1. Use fluorocarbon Tippet. Midging or stripping, it's stronger than nylon and less visible.

2. When midging or stillwater nymphing, fish closer to your tube. The more line you have out the more you have to get up off the water before you can pull the leader to set the hook. When fishing from a boat you are higher off the water and it's easier to move the line up when you set the hook. The lower you sit on the water means you will have more line to move on the set. Decrease the amount of line on the water by fishing closer to you and it will take less energy and time to set the hook.

3. Commit to the hook set. When your indicator moves set fast and strong. It's just like playing golf or baseball you have to commit to your swing. You will never be a good golfer or hitter buy swinging halfway. Same with midging at Crowley set the hook commit all the way if know fish is on just cast it back out.

4. If fishing streamers from your tube, slowwww your troll down. Leeches and perch fry aren't flying around the lake at warp speed. Try mimicking what the real things do. Leeches undulate slowly around the bottom, Perch fry cruise around the weeds and can be found at any depth. The one exception are the damsel nymphs. Sometimes a fast retrieve can be the ticket.

5. Like all fishing come with a positive attitude and look up and enjoy the view.

*Ryan*

**Message from the Editor:** by Gary Silveira (CopperDropper)

While reading Chiaki's thoughts of thanks to Shane and Randy for their long running contributions as Board members of the club, I was struck, probably like most of you, with the "Darn, I hate to see them leave the posts they were so good at and committed to. At the same time I'll offer them my heartfelt thanks for their efforts and jobs well done."

This sentiment as tempered, however; with the thought of the opportunity for others to fill the big shoes they leave behind. With a membership this deep in ability and drive, I know there are others out there who are willing to step up to the plate and offer their services on behalf of others in our ranks.

I, for one, am looking forward to seeing the nominations list on the 11<sup>th</sup> then voting by the 20<sup>th</sup>. How about you? If you're interested, make sure to get your name into Chiaki & Keith by the 10<sup>th</sup>!

Tight Lines, *Gary*





# SOUTHERN SIERRA FLY FISHER CLUB

## OFFICERS AND DIRECTORS FOR 2013-2014

ELECTED POSITIONS			
OFFICE	NAME	EMAIL	TELEPHONE
President	Chiaki Harami	haramic@aol.com	818-968-6872
Vice President	Randy Skidgel	mdcitrusrandy@ocsnet.net	559-719-8013
Treasurer	Pete Emmel	p_emmel5@hotmail.com	805-461-0968
Secretary	Keith Pengilley	kpengilley@earthlink.net	626-286-4536
Conservation Chair	Shane Goslin	sgoslin@planetebay.net	661-428-5109
Outings Chair	Chris Chamberlain	chamberlain.c@gmail.com	661-619-6397
Director	Gary Silveira	gfsilveira@charter.net	805-238-6619
Director	Guy Jeans	guy@kernriverflyfishing.com	760-376-2040
APPOINTED POSITIONS			
OFFICE	NAME	EMAIL	TELEPHONE
Newsletter Editor	Gary Silveira	gfsilveira@charter.net	805-238-6619
Membership Chair	Pete Emmel	p_emmel5@hotmail.com	805-461-0968
Education Chair	Guy Jeans	guy@kernriverflyfishing.com	760-376-2040
Fly Tying	Rob Buhler	clouserfreak@hotmail.com	949-842-2133
Tips & Techniques	Ryan Buhler	slumpbuster@live.com	949-240-7748
Raffles Coordinator	Guy Jeans	guy@kernriverflyfishing.com	760-376-2040
Librarian	Ants Uiga	mrmarsha@sbcglobal.net	949-466-6404
Tournament Committee Chair	Chiaki Harami	haramic@aol.com	818-968-6872
Rod Building	Pete Emmel	p_emmel5@hotmail.com	805-461-0968
Community Relations Officer (Publicity/Membership)	Guy Jeans	guy@kernriverflyfishing.com	760-376-2040



Proud to be a member of the Federation of Fly Fishers

Individual memberships available at [www.fedflyfishers.org](http://www.fedflyfishers.org)

Use Club Affiliation code 99792

