



# Ring of the Rise

December 2011



Official Periodical of the Southern Sierra Fly Fishers Club

Gary Silveira, Newsletter Editor

## President's Message: by Bill Darbee (Bill)

Thanksgiving is already behind us. I hope all of you had a grand time with friends and family and enjoyed the day. Christmas is only a few weeks away and it's time to start decorating and putting the tree up. Seems like I just packed all that stuff away! I want to wish everyone the merriest Christmas ever and good health and fortune in 2012. Time to start thinking about those New Year resolutions we all make and try to keep but sometimes circumstances tend to make us put some of them on hold or modify them a bit, but that's part of the challenge.

Last month's Inter-club Tournament was another success. We had 6 other clubs participate and the SSFFC fielded 3 teams this year with one of them being all women. Team A, led by Liam placed 1<sup>st</sup> again this year. Team B spearheaded by Chiaki came in 6<sup>th</sup> and the women's team 7<sup>th</sup>.

Congratulations to all and many thanks to the controllers. The fishing was great but the catching was a bit difficult for everyone but all the participants stated they had a fun time.

As said before by countless others, it's not all about catching fish but the total experience. Being on beautiful waters in peaceful surroundings and among friends is what it is all about. Catching is a bonus!! There was a nice article in the SWCFFF newsletter about the competition.

The annual Poker Night was held Friday evening of the same weekend and was very well attended with a record number of players this year. Liam managed to keep his poker face all night and was the overall winner. He walked away with a beautiful Sage TXL rod built and donated by Chiaki. Thanks go out to Rob and Ryan Buhler, (*Clouserfreak & Ryan*) for the fantastic flies and fly boxes they donated. Also to Rob Humphrey (*Western Coachman*) for auctioning off cigars and bringing in a tidy sum for the cause. The generosity of all who attended ensures more than sufficient funds for the 2012 Kids Academy.

Our Fly Fisherman of the Year awards dinner will be held on Feb. 11<sup>th</sup>, 2012 at El Jacalito Grill. Social hour will be at 5:00 p.m. and dinner at 6:00 p.m. with the award presentation following.

The selection criteria to consider will be posted in this newsletter so look it over and cast your votes! Please submit your nomination as soon as possible so we have ample time to have the plaque engraved. You can either e-mail or PM Chiaki with your choice.

Again, best wishes to all of you for a wonderful holiday season and a Happy New Year.

*Bill*



Following is the article published in the SWCFFF Newsletter

## SECOND ANNUAL KERN RIVER TOURNAMENT

BY Marshall Bissett

Competition was keen as nine teams from the Southwest Council of the FFF battled for the winner's plaque in the second annual Kern River Fly Fishing Tournament. The welcome addition of two ladies' and one co-ed team brought a welcome touch of glamour and laid to rest concerns that competitive rivalries might dampen the fun of this event. All of the teams left town on Sunday with a firm resolve to mark their calendars for next year and set aside some weekends for practice.



The weekend kicked off with a leader building session in the Kernville Fly Shop hosted by Guy Jeans and Freddy (Ramirez) from the Fresno Fly Fishers. Guy then took the group streamside where he demonstrated the effectiveness of the Czech nymphing system. The teams then headed upstream for an afternoon of pre-fishing, carefully avoiding the forty five competition beats, from Hospital Flats to Golden Trout Lodge. The skies were bright blue, the water clear but early reports suggested that the fish were hunkering down ahead of a cold front. Then it was over to Ewing's restaurant for a night of poker that raised over a thousand dollars for the Children's' ????. Many of the teams also attempted to break the beer drinking records set in the previous year.

It is said that the rules will set you free, and there was no shortage of rules to ensure fairness on a river that can change from gentle, shallow runs to raging rapids within the seventy five yard length of an assigned beat. The beats could not be closed to the public adding an extra variable to this challenging event. This year it was agreed that controllers and anglers could switch roles after the morning session and many teams took advantage of this to increase their chances and give the controllers an added incentive.



Following a modified version of French International rules, Guy Jeans and his team did a superb job of organizing the twenty mile stretch of river above Kernville into forty five "beats" monitored by a controller who measured the fish (20 centimeters minimum) and checked that contestants were barbless, free from split shot, indicators and flies attached directly to other flies. Each angler was assigned a two hour morning and afternoon session on two separate beats. Beats were drawn at random from three general areas in the twenty mile stretch above Kernville. A break for lunch gave teams a chance to compare notes and techniques before the


afternoon session. Organizer and owner of Kern River Fly Fisher, Guy Jeans stressed, "The rules are designed to make everyone a better fly fisherman - the idea is to make everyone think about new techniques to meet the changing conditions." These included Czech nymphing, modified hopper/dropper combos and dry fly single and dual rigs. In a pre competition meeting with the team captains, Guy suggested that anglers divide their beat into zones and to fish slowly and thoroughly, despite the two hour deadline. At the same time he added, "Two hours go by really fast."

The organizers must have ordered clear, sunny skies with light breezes and water flows that averaged around 350 to 400 cfs. While not producing any major hatches, anglers found fish in the deepest runs of any beat, although Lou Riffle of the Santa Barbara Club took a nice fish at the end of the second session with a Hail Mary cast with a BWO.

Ewings was again the site of the Saturday night awards dinner, the dining room bursting at the seams with the added anglers. Guy and Southwest Council President Michael Schweit thanked the teams and clubs for their participation and announced the results. Once again the local favorites (Southern Sierra Fly Fishers) edged out runners up (Fresno Fly Fishers) but only by a very a small margin.



The individual big fish award at 44 centimeters went to Norb Spitzer of the San Diego team. The winners were presented with a plaque that will be circulated for the next ten years. The runners up received gag gifts chosen by MC and President of SWCFFF Michael Schweit. He even had the nerve to auction off a remote controlled inflatable blue shark - you had to be there!



*SIERRA PACIFIC DAMSELS LADIES TEAM /  
Rosemary Ecker*

*SANTA BARBARA FLY FISHERS (A team of two with  
a heart of five!) Lew Riffle*

*GOLDEN STATE FLY FISHERS / Steve Piper (He  
caught a nice one!)*

*KERN RIVER NYMPHS (LADIES) / Amy Kileen*

*SOUTHERN SIERRA FLY FISHING CLUB (B Team) /  
Chiaki Harami*

*FRESNO FLY FISHERS / Todd Tyler*

*DEEP CREEK FLY FISHERS (CO-ED) / Mike Brown*

*I couldn't help myself and just had to add this photo of our  
"totally awesome and righteous" B-Team ~ Gary*

Congratulations and kudos are in order to Guy Jeans, Freddy (Ramirez), the staff of the fly shop and the forty five controllers who sat in enforced chilly silence while the contestants fished their beats. The smiles and hilarity at the awards banquet told the story of just how much the teams enjoyed getting together for this friendly competition. There is no doubt that a new annual special event has been created, and is likely to produce even more teams in 2012.

On Sunday the teams woke up to a couple of inches of snow on car roofs. That was the cue to head out for breakfast at Cheryl's and think about the event next year.



Liam (Haselhorst), captain of the Southern Sierra team summed it up well, "The fishing is important but the best part is the chance to meet the other teams."

The participating teams and captains were;

*SIERRA PACIFIC FLY FISHERS / Marshall Bissett*

*SOUTHERN SIERRA FLY FISHING CLUB (A Team) /  
Liam Haselhorst*

**River Report:** by Guy Jeans (Flyguy)

Hello anglers, this is a [fly fishing report](#) for the week of 12-1-11 written on Sunday 12-1-11.

**The 20 mile roadside section of the upper Kern** The upper 20 mile section is fishing well with many fish being caught from Fairview down to town. A inconsistent hatch of BWO's size 16-24 and Tricos size 22-24 are hatching from around 1pm to 3pm along with a very significant hatch of Black Flies "Diptera - Simuliidae. Rainbows are taking the adults as well as the larvae. An olive midge in size 24-26 or a WD40 in size 18-22 will get the job done. Rainbows are feeding on the surface and the water has been fluctuating from 39 45 degrees every day. Best fishing is in the middle of the day when water temps get to 45 degrees. Fish are very selective and drifting your flies well will get you some takes.

Other go to flies are emerging BWO mayflies like a size 20-24 Sprout or Rene Harrops' emerging CDC BWO. Small Parachute Adams sizes 18-20 and 12-16 Stimulators are getting the job done as well. Good nymphs are smaller tungsten yellow sallies and flashback type nymphs. Great attractors right now are Robo PT's and Copper Johns.

Remember to catch and release those trophy fish so somebody else has a chance to enjoy those big fish too. Somebody else has probably caught and released that fish so you could catch it. Pretty Cool!!!

Upper flows are at 400 cfs = You can wade!!!!

"Foam is home" & "Drag is a drag"

**The 4 mile wild trout section** Open year round. The fishing above the bridge is ok. **Catch and Release barbless hooks only!!**

**Lake Isabella** Bass fly fishing is ok, trout good, crappie ok, Carp slow.

**Lower Kern** Evening hatches are coming off and fish are looking up. The lower river is fishing good. Water temps are currently 15 degrees warmer than the upper at 54 degrees The lower river is 400+cfs. Be very careful wading/fishing the lower. The small mouth fishing is slow.

**Tributaries of the North and South Fork Kern** Closed

**South Fork of the Kern from Rockhouse North** Closed

*Guy*



**Conservation Report:** by Shane Goslin (fishinXJ)

No report this month.

*Shane*

**Outings Report:** by Chris Chamberlain (ChrisC)

No report this month but remember the following Outings are posted on the Forum. - Gary

### **Lower Kings Outing**

Our December Outing will be on the Lower Kings on December 10th. We'll meet at Avocado Park at 9am. This is also the day of the Fresno Flyfishers for Conservation fund raiser BBQ to help pay for more Game Wardens to patrol their beloved river. All in all, a great place to fish and a great cause.

### **Trinity River Outing**

We're going to continue our annual club outing to the Trinity again in January. Last year was the best skunking any of has ever had, but hopefully the fish will be there this year.

We'll be leaving late on Jan 3, fishing Jan 4, 5, 6, and then coming home late on the 6th. If you want, you can stay past the 6th, but it's up to you.

We're still working out details, as to where we can stay, ride-sharing, etc. Check back for more details.

Who's in?

*Chris*

**Rod Building:** by Pete Emmel (Pete)



### **It's Still Tacky**

It's still tacky!!! No we aren't talking about the polyester suit and mullet you had for your high school prom. We're talking rod finish. What happens if your two part finish, on your guides, is still tacky after a couple of days? Well, you have two options. One is bad and the other .... well.. not so bad.

This month we are going to cover a couple of tips to avoid a tacky finish and what to do if the finish still ends up tacky. Lumpy finishes or finishes with fish eye are another subject.

## 2012 Rod Building Class

Some builders blame a tacky finish on a bad batch of finish from the factory, or the specific brand, temperature, humidity... surely it can't be the mixing itself. All valid excuses, but for the sake of keeping the peace let's say you have all the other possible reasons covered with the proper temperature, humidity blah, blah, blah. If your finish is still tacky after a couple of days, it's a good bet that the culprit is improper mixing. Either the ratio of hardener to resin is off, or the epoxy wasn't stirred enough to thoroughly mix the hardener and resin.

### **First off a couple of tips to prevent a tacky finish:**

1) Ensure your ratio of hardener to resin is dead on. Don't skimp when it comes to the amount of finish you use. Mix at least 3cc of each component. The larger amount of finish will allow a larger margin of error. It only takes a couple of drops one way or the other to mess up the proper ratio, when mixing a small batch of finish. Better to waste some excess finish than to have a tacky finish. Remember in the overall cost breakdown of your build, epoxy is cheap. Follow the vendor recommendations. Don't try to re-invent the wheel. If they say mix equal parts of hardener to resin, they mean it. Mixing ratios are by volume, not weight. Don't over think things. The manufacture has done all the thinking for you. Don't add a couple of extra drops of hardener. It can actually keep the finish from ever hardening.

2) Thoroughly mix the hardener and resin. Spend a couple of minutes really mixing the two. Yes, there are fancy little automatic mixers on the market, but they won't give you a better finish. Just mix the two parts together well. And make sure you scrape off the side of the mixing container as you stir. Sure you might get some bubbles in the finish, but they can be dealt with easy enough with either heat or gently blowing on the finish. Yes, finally being full of hot air is good for something. Just remember too much heat will kick off the finish faster.... less working time.

### **Now to the tacky finish fixes:**

First the bad option (and last resort): Wipe off as much of the finish, with alcohol, as you can and then cut the wraps off with a razor blade. Wipe the entire blank down, again with alcohol and re-wrap the rod. Basically start all over.

Now for the option we all want to try before we go through the hassle of re-wrapping the entire rod. Apply another coat of finish to the existing tacky finish. Yep, it's that simple. If you mix the second batch correctly, there is a good chance that the chemical reaction of the properly mixed finish will harden with your first tacky coat. See it's not the end of the world and yes the sun will come up tomorrow. There is a fix for 99% of our screw ups. If this option didn't work, you will just have to bite the bullet and revert to the bad option: A complete re-wrap.

Another secret tip: Don't wait until the night before you need the rod to apply the finish. Speed kills when it comes to rod building. It's a sure bet that is when you will miss the ratio by a couple of drops.

Class is still on for Jan 14<sup>th</sup> 2012, in Kernville. Participants need to bring two things:

- 1) A tape measure (*not required, but it is a big help*)
- 2) A ton of enthusiasm. (*required*)

That's it. The rest will be supplied by the SSFFC. Can't make the Jan 14<sup>th</sup> class? Not a big deal. It looks like there is enough interest to have another class in March. Details to follow in the coming months.

*Pete*

*Also, remember that SSFFC club members receive a 15% discount at Acid Rod. When you make your next rod building purchases please make sure to give Mark Griffin (Mark Griffin) a call at Acid Rod @ 909-394-7486 or stop by his shop at 910 N. Cataract Ave, San Dimas, CA and let him or Colleen know you're a member of SSFFC. - Gary*

Check out the following link to see what Mark has to offer –

<http://www.acidrod.com/>



### **Club Meeting:** by Bill Darbee (Bill)

Due to the Holidays, there will be no general meeting for the months of December.

The January general meeting of the Southern Sierra Fly Fishers will be Saturday, January 14<sup>th</sup> at 7:00 PM at the Kernville Chamber of Commerce building. There will be a board meeting at 6:00 PM prior to the general meeting and all directors and chairpersons are encouraged to attend.

The presenter for the meeting will be Craig Nielsen, owner/operator of Shasta Trout. Craig's presentation will be "Seasons on the Klamath," a multimedia presentation surveying successful techniques, tactics and tips refined on the Klamath River, fishing for its spring trout and fall and winter steelhead. "Seasons on the Klamath" is designed for novice and seasoned anglers alike with concepts offered in a light and spirited informative manner. Audience participation is encouraged and expected. Craig uses humor and down to earth descriptions to demystify successful strategies and tactics that will both increase your catch as well as your enjoyment of the sport of fly fishing.



## Fly Fisher of the Year



The SSFFC Fly Fisher of the Year Award Dinner is scheduled to take place on the date of our regularly scheduled February meeting, Saturday, February 11<sup>th</sup>, 2012 at El Jacalito Grill. Social hour will be at 5:00 p.m. and dinner at 6:00 p.m. with the award presentation following.

The selection criteria to consider for you nomination follow. Please submit your nomination as soon as possible so we have ample time to have the plaque engraved. **You can either e-mail or PM Chiaki with your choice.**

### SSFFC Fly Fisher of the Year Selection Criteria:

A. Must be an SSFFC member.

B. Can be an amateur or professional. (This is a difficult area. What an amateur does out of sheer love and enjoyment, a professional must do to make a living. Nevertheless, it is often the professional who, through their skills, offers more to the advancement of the art. Therefore, it will be necessary to make some judgment on intent. Obviously, if the primary intent is to teach and share knowledge, it should merit serious consideration.)

C. Areas for judgment are:

1. Has demonstrated the ability to locate and catch fish for either themselves and/or for others.
2. Has made a substantial contribution to our biological knowledge of the quarry and the habitat and/or food chain on which it depends.
3. Has made a significant contribution to the preservation and enhancement of those fisheries resources utilized in fly-fishing.
4. Participation in the SSFFC is not a prerequisite, but any such activity as benefits the Club should be highly regarded.
5. Is a proven fly-fishing innovator in the equipment used or techniques developed. "Equipment may include rods, reels, lines, leaders, clothing, wading gear, fly patterns, fly tying equipment, etc. etc. "Techniques" may include new methods of using the equipment such as new methods of fly presentation etc. etc., and willingly shares that information with others.
6. Has devoted his energy to youth education activities to help the next generation get started in fly-fishing endeavors.

7. Is a proven teacher or instructor in the art and sport of fly-fishing and/or fly tying and/or rod building.

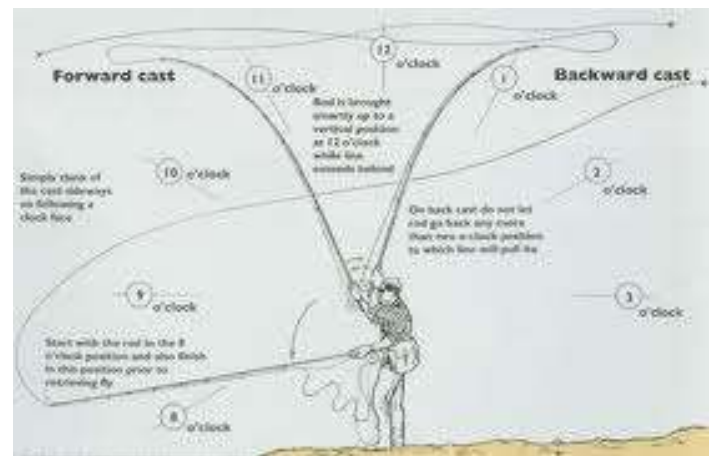
8. Has promoted the sport through distinguishable effort to draw more people into fly-fishing and/or enhance the knowledge and ability of the fly fisher.

9. Has demonstrated the personality and character traits that are becoming to the sport of fly fishing.

10. Is conservation minded and sets examples in conservation for others.

11. Achievements and contributions should promote the advancement of fly fishing and qualification should be superior to other candidates.

So there you have the nomination criteria. Now it's time for you to do your part and make your nomination. I know we have many deserving members within our ranks so who will it be this year?



### "TEACH THE TEACHERS" CASTING CLASSES"

The FFF CCCIP (Certified Casting Instructor Program) with the help of Long Beach and Pasadena Casting Clubs, will present a series of two hour workshops designed to help local Club members teach beginning students in the basics of fly casting. Most Clubs offer an annual introductory casting class to attract newcomers to the sport, and these

workshops will offer tips and techniques for that very important first fly casting lesson. The focus will be on teaching casting to beginners – they are not fly casting lessons. The workshops will be conducted by FFF Certified Instructors and will cover these areas;

- Teaching fly casting principles
- Teaching of the pick-up and lay down, roll cast and false casts
- Analysis and correction of common casting errors
- Answers to common beginner questions
- Teaching communication skills

The workshops will be held on four consecutive Saturdays;

- February 4th at Long Beach Casting Club 9-11 am
- February 11th at Pasadena Casting Club 9-11 am
- February 18th at Long Beach Casting Club 9-11 am
- February 25th at Pasadena Casting Club 9-11 am

Workshop participants should have a basic knowledge of fly casting, lots of patience and a desire to become a better teacher and communicator. Students should attend as many sessions as possible to get maximum benefit from the program. There is no charge for these workshops but individuals and Clubs may make a donation to cover basic costs.

PLEASE LET ME KNOW AS SOON AS POSSIBLE HOW MANY OF YOUR CLUB MEMBERS WISH TO ATTEND.

The cutoff for registration in the first class is January 21, 2012.

Please email or call:

MARSHALL BISSETT

818 259-1551 / [MB@TMB.COM](mailto:MB@TMB.COM)

---

## **"FlyBuy 2012"**

**JANUARY 28, 2012 9 am - 4 pm**

***Great Buys on New and Used Tackle***

***Benefit the Southwest Council Federation of Fly Fishers***

**LONG BEACH CASTING CLUB. 4901 East 7th Street**

**Long Beach, CA 90804**

**Lunch \$10.00 for FFF members, \$15.00 others.**

**Membership available at the door.**

**Please RSVP by January 06, 2012. Call 818. 757. 3474 or email: [secretary@southwestcouncilfff.org](mailto:secretary@southwestcouncilfff.org)**

## **SCHEDULE OF EVENTS**

### **FLY TYING 9-4**

Learn from award winning fly tiers. Bill Blackstone, John Van Derhoof, Mark Kirchner, Maria Rivas, Graham Owen, Steven Fernandez, Dean Endress, Peter Koga, Lee Baerman, Naomi Okamoto and others.

They will demonstrate their famous patterns and techniques! This event will feature 2 renowned Buzsek Award winners.

### **HOT CREEK LEADERS 10-noon**

Hot Creek Guru, Mas Okui, will teach how to tie his famous freshwater leaders. The cost of the class is \$100.00. The leader kit will have enough material to create plenty of leaders to use throughout the season.

The master will also instruct on how to cast these leaders. The class will be held from 10:00 am to noon.

Limited to the first 10 people to RSVP by January 06, 2012.

Please call 818. 757. 3474 or email: [secretary@southwestcouncilfff.org](mailto:secretary@southwestcouncilfff.org)

### **GARAGE SALE: 9-4**

Please donate items for the fly fishing garage sale. Rods, reels, lines, clothes, vests or accessories.

Anything not sold will be donated to Project Healing Waters or as needed by the SWC member clubs. Items must be in working order and have a value of at least \$10.00. A great opportunity to dispose of extras and unwanted items of all matters fly fishing. Please give items to your SWCFFF representative or contact us directly. This is the perfect way to do spring cleaning and to help the SWCFFF!

### **CASTING 9-4**

Take a quick lesson and receive pointers from our Certified Federation Instructors. \$1.00 per minute (15 minutes minimum). Your casting can be analyzed by one of our certified instructors.

Get tips on your Single-handed, Spey or double-haul casting. See how you do in the Danish Casting Games! Come join in on the fun of casting!

### **SILENT AUCTIONS 9-3**


For your bidding pleasure both select and special items will be on the tables all day.

Bidding will be conducted or opened for 90 minutes at a time, all day. Come any time and place your bids!

### **LIVE AUCTION immediately after lunch**

Special fly plates, unique specialized flies, private casting and special gear will be up for the exciting live auction. Don't miss it!

*Bill*



**Trout Fishing the John Muir Trail**  
by Steve Beck

Paperback, 96 pages  
Published February 28th 2000 by Frank Amato Publications

Since I have not been disappointed by any books that I have read by Frank Amato Publications, two books will be presented this month from the publisher.


As an armchair book, Steve Beck has provided an excellent presentation with an abundance of information, detailed information, and color photographs. If you never put on your hiking boots, there will be no lack of entertainment.

For fly fishers looking for information about high country access to points along the John Muir Trail, this book has sufficient information to be useful for day trips.

However, for the folks that have the option to hike the length of the John Muir Trail with a fly rod, then this book is excellent. The author had hesitation about being too specific about fish information, since fishing conditions are subject to change based on CADFG policy and changes. However, at many of the lakes, the conditions prior to the publication date of 2000 were similar to historical accounts. Subtle changes may have occurred, but drastic differences would hardly be expected. For example, the ability to match the 3-pound brown trout the author caught in the Merced River may be difficult.

The book contains many recommendations, such as carrying waders (for the high altitude lakes), fly that have been successful, and general hiking tips. Although the author carried a 55-pound pack for the 210 miles, his suggestion was to be conservative since conditions are changeable.

The book is out of print by the publishers, however, I liked it enough that I just ordered a copy from an online used bookseller. Enjoy the book – I am sure I will!



**Largemouth Bass Fly-Fishing: Beyond the Basics**  
by Terry Wilson, Roxanne Wilson

Paperback, 160 pages  
Published May 28th 2001 by Frank Amato Publications

As a second book published by Frank Amato Publications, I can safely state this provides a comprehensive approach to fly-fishing for Largemouth Bass. I have no personal experience or information that relates the behavior of Smallmouth Bass to Largemouth Bass, but I imagine that the two would be similar. If I am in error, well – that would be a new one for me. I am open to learn.

If the hot tip for catching bass was to use a fly that had as much metal flake as the bass boat, and to marinate the fly and fly fisher with lots of beer, the book would be less than 1 paragraph long. The approach in the book is comprehensive. The initial size of the fishing gear may match saltwater fly-fishing or the rods and reels that are used for salmon. The comparison to fly fishing gear for trout is reasonably easy to follow.

However, the behavior of bass is decidedly different from trout. While trout may feed continuously on nymphs and fly for the better part of the day, a large bass may only eat a meal every 3 to 5 days. That large meal needs to be tasty, delivered to the fish, and appealing. Bass fishing is more typical in lakes, so underwater structure defines where bass are located and whether they are feeding or resting. A resting bass may take a repetitive effort before it decides to take the fly, if at all. Also, the visual accuracy of the fly in resembling the food source is useful, but the action that is imparted to the fly is more critical in encouraging a strike.

And when that strike occurs, the planning, stalking, presentation, and action of the fly have all worked to give that dose of adrenaline that make bass fishing exciting. I have not landed a bass on a fly, but have had the pleasure of feeling what a strike is like and seeing my leader, tippet, and fly disappear. Next time...

*Ants*



**Fly of the Month:** by Rob Buhler (clouserfreak)



### **CDC BIOT MIDGE**


The cooler waters of late fall are now upon us and it is time to adjust our approach to accommodate selective trout in the cold, clear, skinny water. Midges emerge year round in moving waters that remain ice-free and can be fished any time of the year that you would like to tie one onto your leader, but some months are better than others. From late spring through early fall their importance may be overshadowed by more prolific hatches of other generally larger insects and terrestrials, but from late fall to early spring with few hatches from other insects, trout feed heavily on midges.

A great pattern that has been found to be effective on the surface, in the film, or subsurface is the CDC Biot Midge. The goose biot creates the impression of segmentation without adding unnecessary bulk and the Cul De Canard seals the deal with the illusion of a full or emerging wing depending on the length tied in. The flash or Z-lon overwing helps you spot this tiny fly in the film or adds a bit of attraction subsurface. It is quite helpful to use the trailing fly method by using a larger, more visible dry fly with a fine tippet to the midge, when fishing on top or in the film. Tie some up, put extra thermals on under your waders and hit your favorite winter fishery with confidence.


#### **Materials:**

Hook: Dry Fly #18-28  
Thread: Black 8/0-14/0  
Body: Natural Grey Goose Biot  
Wing: Light Blue Dun CDC  
Overwing: Pearl Midge Krystal Flash (original calls for few strands of Z-lon instead)

#### **Tying Instructions:**



1. Debarb hook and insert into vise before attaching thread at the rear of the hook, decreasing bulk in the overall fly and preparing for biot tie in.



2. Select a goose biot and presoak in warm water for a few minutes prior to tying in. When choosing your biot(leading edge of a primary wing feather) there are two choices, a right and a left wing. With the cupped side facing away from you and the point on top, the darker striped edge should be on the left side of the biot. Trim just the very tip and tie in at the hook bend with the cupped side facing you. Two wraps should do it(minimize wraps on small flies).



3. Wrap thread forward to the 90% mark creating a smooth underbody.



4. Attach your hackle pliers to the biot, folding forward and over the shank exposing the shiny, curved side. Begin wrapping forward being careful to cover the ridge of fibers at the front of each wrap. Tie off at the head and trim any excess if necessary. Coat biot with head cement or Sally Hansens 30 Second Top Coat for extra security.



5. Select a premium CDC feather and trim off the top section to prepare for the wing.



6. Holding the stem in your bobbin hand, stroke the fibers into a bunch, evening the tips with your material hand, then transfer back to your bobbin hand to measure for wing tie in. You can tie a full wing(adult) to the bend of the hook, or tie in a small tuft representing an emerger. I usually go somewhere in between. After you have properly aligned the wing, transfer the CDC back to your material index finger and thumb taking only two

wraps up and between the fingers to secure the wing.



7. Select a single strand of Krystal Flash and tie in using the Fold-In Method to create two strands or tie in just one for sizes 24-28.



8. Trim butt fibers from the wing and flash. Wrap a thread head covering the tie in area. Apply 2-3 half-hitch knots or whip finish and apply head cement. Trim flash at the end of the wing.

*Rob*

**Tips & Techniques:** by Ryan Buhler (ryan)



**Winter time = Slow and Small**

Those of us that live in California are fortunate to have trout waters that are open year round. The winter months hold a special appeal for me. Fewer people on the water, battling the elements, often good fishing and unsurpassed scenic beauty. You can even get some dry fly fishing on warmer days. Now is the time to slow down our fishing and break out the tiny midge and mayfly patterns.

Water and air temperatures become important factors during winter. As the water get colder, a fish's metabolism slows down. Trout have a optimum temperature range for feeding usually between 55 to 65 degrees. When it drops below 50 degrees the fish don't stop feeding, they just become less active. They move less for their food and will locate prime lies that have easy food, good protection and favorable water temperatures.

During the winter any area that's even a degree or two warmer is a good place to fish. Often the best fishing will be in the middle of the day when the sun warms the water. Look for spots where the sun hits the water for the longest amount of time. Also fish any other spot that brings warmer water temps. Springs can provide warmer water and at times tributaries can be a few degrees warmer. On tailwaters with electrical plants, fish around them as they often discharge warmer water.

Once you locate favorable water it's time to break out the tiny flies and slow down your fishing.

Besides tiny flies and smaller tippet, the most productive thing you can do is slow down. During most of the year I fish mainly a prospecting style. I hit one spot fish a certain number of casts in the prime areas then move to the next spot. During colder months triple or even quadruple the amount of casts to your prime lies. Look at your lies as a rectangle or square and systematically fish it. Start with the water nearest you and make five or six casts. Then make five or six more casts a few inches past your first casts. Repeat that over and over as you slowly work your way across the lie. After that, take a few steps forward and fish that area thoroughly. Remember its cold, and a cast just a few inches over could drift your fly right in front of a fishes mouth. Even when it's cold a trout won't refuse food being delivered right to it.

Now for those tiny flies. On tailwaters it's mostly bwo's and midges, size 20 to 28. But on freestone rivers don't forget to add some stonefly patterns into the mix.

Small flies require small tippet. Don't fish a 22 midge pupa on 4x tippet. The knot will be too big and it won't hang right on your drift. Drop down to 6x or even 7x for smaller flies.

Most of your fishing will be nymphing or chucking streamers, but at times you can get some good dry fly fishing in. If you notice a warming trend, look for some risers. When the water warms even a few degrees it can not only activate the trout, but also the insects they feed on. Have both adult and emerging patterns on hand. Rig up an adult as your lead fly and an emerger trailing off that.

When you are out there battling the elements be prepared. Dress in layers. Good thermals are worth every penny. Thermal socks, gloves, beanies and scarf's can make your

day on the water more comfortable. Charcoal hand warmers are amazing little packets of warmth that last hours. Eat and hydrate yourself so your body has fuel to stay warm. Also keep in mind that air temperatures are often colder than water temps. And pulling a fish out of the water into the colder air can be life threatening. So leave the 00 and one weight at home until summer. Use a rod strong enough that you can land a fish quickly and release them in the water as soon as possible.

Don't forget to look up from the water once and a while. The scenic beauty of winter is something not to be missed. Break out the thermos of coffee and go catch a few.

*Ryan*

---

### **Message from the Editor:** by Gary Silveira (*CopperDropper*)

Well here we are at the end of another outstanding year. Once again the members of this club have contributed untold hours and expended amazing amounts of energy to continue the promotion of this amazing sport of ours and to support the Kern River.

A quick list of our accomplishments in 2011.....

- 6<sup>th</sup> Annual Rendezvous
- 4th Annual Kids Academy
- 2<sup>nd</sup> Annual SWCFFF Inter-Club Tournament
- 10 Outings
- Cris Miller – FFOTY
- Rod Building Class
- Kernville Riverside Park Restoration (Planning)
- Kern River Rainbow Project
- Donations for the Scouts
- 10 Fly Swaps

Like I said, this is just a "quick list" and as always, I'm sure I missed some very important activities. Either way, we should all be proud of the club we choose to participate in.

The only question now is what will our 2012 list look like? I guess we all had better get to planning!

In closing I just wanted to send each and every member warmest wishes for you and yours at Christmas and the New Year!

Tight Lines, *Gary*



# SOUTHERN SIERRA FLY FISHER CLUB

## OFFICERS AND DIRECTORS FOR 2010-2011

<b>ELECTED POSITIONS</b>			
<b>OFFICE</b>	<b>NAME</b>	<b>EMAIL</b>	<b>TELEPHONE</b>
President	Bill Darbee	wdarbee@bak.rr.com	661-832-6952
Vice President	Chiaki Harami	haramic@aol.com	818-968-6872
Treasurer	Steve Dobbins	skdsrpd@charter.net	805-237-9566
Secretary	Keith Penguilley	kpengilley@earthlink.net	626-286-4536
Conservation Chair	Shane Goslin	sgoslin@planetbay.net	661-428-5109
Outings Chair	Chris Chamberlain	chamberlain.c@gmail.com	661-619-6397
Director	Gary Silveira	gfsilveira@charter.net	805-238-6619
Director	Guy Jeans	guy@kernriverflyfishing.com	760-376-2040
<b>APPOINTED POSITIONS</b>			
<b>OFFICE</b>	<b>NAME</b>	<b>EMAIL</b>	<b>TELEPHONE</b>
Newsletter Editor	Gary Silveira	gfsilveira@charter.net	805-238-6619
Membership Chair	Steve Dobbins	skdsrpd@charter.net	805-237-9566
Education Chair	Guy Jeans	guy@kernriverflyfishing.com	760-376-2040
Fly Tying	Rob Buhler	clouserfreak@hotmail.com	949-842-2133
Tips & Techniques	Ryan Buhler	slumpbuster@live.com	949-240-7748
Raffles Coordinator	Guy Jeans	guy@kernriverflyfishing.com	760-376-2040
Librarian	Ants Uiga	mrmarsha@sbcglobal.net	949-466-6404
Tournament Committee Chair	Chiaki Harami	haramic@aol.com	818-968-6872
Rod Building	Pete Emmel	p_emmel5@hotmail.com	805-461-0968
Community Relations Officer (Publicity/Membership)	Guy Jeans	guy@kernriverflyfishing.com	760-376-2040



Proud to be a member of the Federation of Fly Fishers  
Individual memberships available at [www.fedflyfishers.org](http://www.fedflyfishers.org)

Use Club Affiliation code 99792

