



# Ring of the Rise

July 2012

Official Periodical of the Southern Sierra Fly Fishers Club

Gary Silveira, Newsletter Editor

**President's Message:** by Bill Darbee (Bill)

Hello folks, I hope everyone had a safe and sane Fourth of July and enjoyed good food, family and friends. Summer is in full swing with school out and lots of people on the road traveling to vacation destinations. Be careful as you head to your favorite fishing spots and be on the lookout for distracted drivers. We want you to have a safe summer on the water.

I want to thank all the volunteers who donated their time and energy to the Kids Academy last month. Shane works hard every year spearheading this event to ensure things run smoothly and this year was no exception. The students were broken down into small groups and rotated through the various stations. They were introduced to conservation, fly tying, entomology, knot tying and casting. I think the highlight was when they had the opportunity to fish the pond at the hatchery. The kids brought in some huge fish and there were smiles all around. Hamburgers and hot dogs were served up for lunch and new fly rod combos were given to the students. I saw a lot of happy participants and all enjoyed the day. Again, a huge thank you to all you who manned the stations and shared your expertise with our next generation of fly fishers and made this a success.

This was our fifth Kids Academy and over this time we have had 77 youngsters take advantage of this great event. Several past students come back each year to lend a hand with the classes and they too are appreciated. My oldest grandson, Jacob, attended this time and is excited about coming back next year to help out and bring his younger brother and cousin. He has been talking about what a great time he had and how much he learned. We were at our cabin last week and he spent the entire day on the creek just watching the feeding habits and behavior of the fish. He caught a few too!! He is 14 and totally into baseball and fly fishing, it just doesn't get any better than that.

This is my next to last article as president of this great club. The last 5 years have just flown by and many changes have transpired during this time. I was moved into the position when a former president quit and I was a little apprehensive about the responsibility, but thanks to past and present board members we have come a long way.

Our membership has increased dramatically, thanks to the Rendezvous. Our member's generosity has made us financially solvent and we have been able to make monetary donations to worthwhile organizations such as,

Project Healing Waters, Casting for Recovery, and the Kings River Conservancy just to name a few.

We also have been able to bring in quality speakers for presentations at our monthly meetings. The club outings have progressed from 2 or 3 people fishing on the Kern to 15 to 20 members traveling to different areas and also packing in to various streams and lakes for weekend fun. We began fly tying and rod building classes with members donating their expertise to others.

Our third Inter Club Tournament will be coming up in November which has been an excellent opportunity to meet people from other clubs and share experiences. Of course the major event at the end of our fiscal year is the Rendezvous when we have the majority of our members get together for a fantastic weekend. Poker Night is the fund raiser for the Kids Academy and usually well attended.

All these improvements have come about during the last five years and the credit goes to the board members who work so hard to come up with new ideas and make them happen. These guys have certainly made my job easy. A sincere thank you to all.

Be sure and get your nominations and votes in for next year's Board of Directors! Chiaki has thrown his hat into the ring for the position of President and Randy Skidgel as Vice President. Chiaki has been the innovative thinker behind many of the events I've mentioned and works tirelessly for the clubs benefit. Randy is one of the most enthusiastic people I've had the pleasure of knowing when it comes to fly fishing and is an ambassador of good will. There are many stories of Randy meeting young folks on the river and mentoring them as well as giving them fly rods. They would make excellent leaders for the club and no doubt will carry the club forward.

Hope to see you soon.

*Bill*

**River Report:** by Guy Jeans (Flyguy)

Hello everyone, this is a fly fishing report for the week of 7-4-12 written on Wednesday 7-4-12.

**The 20 mile roadside section of the upper Kern** Major hatch: 7:45 pm - Yellow Sallies, Caddis and PMDs. The upper river is fishing as good as it gets. Water temps are pushing 62 degrees above KR3 and the flows are around 230 cfs below KR3 (water temps below KR3 60 degrees) and flows are lower between Fairview Dam and KR3 and back up again to 230cfs above Fairview dam. The river is clear and you can wade, but be very careful and use a wading staff if you have it. There are some big fish being caught up and down the 20 mile section along with some Chinook salmon that have moved in from the lake. I have been seeing some top water action on various dry flies like Stimulators, H@L Variants and Fuzzy Wuzzy's. Some fish are taking Yellow Sallies and Caddis dry flies as well. Some great nymphing action with smaller nymphs in sizes 18-20 like BWO nymphs, Tungsten Yellow Sallies and various golden stonefly nymphs in sizes 10-14. Most fish have been taken on the swing. Some folks are doing really well on buggers and various streamers

Check out the Kern River Fly Shop YouTube Channel for "Tips and Techniques"

[http://www.youtube.com/watch?feature=player\\_embedded&v=A5ca0SsGNsQ](http://www.youtube.com/watch?feature=player_embedded&v=A5ca0SsGNsQ)

Other go to flies are emerging BWO mayflies like a size 20-24 sprout or Rene Harrop's emerging CDC BWO. Good nymphs are tungsten yellow sallies and flashback type nymphs. Great attractors right now are BH Red Kern Emergers and Chartreuse Copper Johns and BH Prince 16, Tungsten Teddy's 10.

Remember to catch and release those trophy fish so somebody else has a chance to enjoy those big fish too. Somebody else has probably caught and released that fish so you could catch it. Pretty Cool!!!

Upper flows are at 300-450 cfs and dropping = You can wade.

**The 4 mile wild trout section Open year round** The fishing above the bridge is getting good. **Catch and Release barbless hooks only!!** 500cfs.

**Lake Isabella trout fishing is excellent** near Camp Nine and Paradise Cove, and fishing various streamers with a floating line or sink tip is getting the job done. Rainbows are looking up and taking midges on the surface with some great top water action, Crappie fishing is excellent, Bass fly fishing is excellent, Carp fly fishing is just ok.

New Carp Video on Isabella;

<http://www.facebook.com/KernRiverFlyShop?ref=mf>

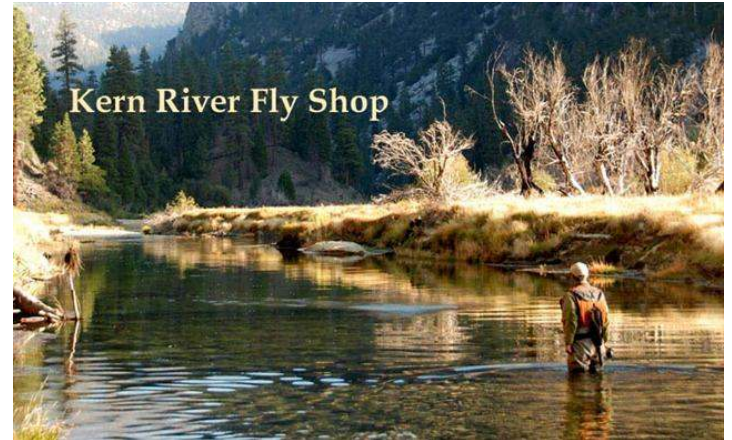
**Lower Kern** The lower river is fishing good. The lower river is 1200+cfs. Great flies to use down on the lower are Guides choice Hares Ear size 12, Tungsten Yellow Sallie Nymphs size 14, Tungsten Teddy Pink size 10, Psycho Princes pink sizes 12-16, Copper Johns size 18 and WD40 18-20. Early morning hatches have been reported. Be very careful wading/fishing the lower. The small mouth fishing is

ok. I'm also getting reports that the lower river is fishing good for smallmouth out of the canyon.

**Tributaries of the North and South Fork Kern** Open

**South Fork of the Kern from Rockhouse North** Open

*Guy*



**Conservation Report:** by Shane Goslin (fishinXJ)

*Since Shane is in Costa Rica until July 10<sup>th</sup> and without computer access, he asked me to post his Kids Academy wrap up and thank you. – Gary*



Wow!

Thank you to everyone who made this special weekend! Fifteen club members gave up a day of fishing to share their passion with 17 students. We can't say a big enough thank you to everyone for jumping in and doing an amazing job. Most volunteers didn't have family members in the Academy and just wanted to promote the sport to its future!



Can't forget to mention the parents and grandparents who helped cook and helped in many other ways.

Thank you to the CA DFG for allowing us to use their Kernville Hatchery grounds. We had shade trees, picnic tables, and BIG fish for the kids to practice C&R with!

Thank you to Amy K. aka "Windtalker" for organizing the potluck which an easy 60 people attended.

Thank you to the Kern River Fly Fishers Club for donating the delicious deep pit BBQ meat!

Thank you to Sports Chalet for donating 17 fly boxes.

Thank you to all of the SSSF Fly Tiers and Fly Buyers who donated over 400 flies for the fly boxes.

Thank you to Fred and Phil for moving their fly fishing presentation to our campfire site. That was cool!

Thank you to Kern River Vacation Trailers for donating a trailer and setting up camp for us.

Thank you, Poker Player Donors and volunteers from November's KA Poker Night Fundraiser. Club members gave freely and Rob H. even auctioned cigars to raise money.

Thank you to the students. They were respectful, hardworking, and a joy to teach.

One inspiring part of the KA was the returning students who helped teach. Thank You Tyler, Tim, and Grace!

Hopefully I'm not missing anyone!

This club is truly special in many good ways.



*Shane*

**Outings Report:** by *Chris Chamberlain (ChrisC)*

No report this month.

Check out Chris' posts on the forum for the upcoming outings;

**July – Hextravaganza! at Butt Lake (Northern California)**

**August – Backpacking in Sequoia NP.**

*Chris*

**Rod Building:** by *Pete Emmel (Pete)*

### **Custom Touches With No Special Tools**

Thanks to *Troutinator* for asking about different touches to set a custom rod apart. It's a great subject with the ongoing CFR rod donation and the 2012 Rendezvous rod swap looming in September.

Granted custom touches aren't for every custom rod builder. Some builders build a rod to do one thing .....fish. Other builders go all the way to the other end of the spectrum and going with fancy handles, weaves, marbling and exotic inlays. But then, that's why they call it custom rod building. There is no right way or wrong way for a rod to look. As long as you like it, it's built the right way.

But, you don't have the money of desire to shell out some bucks for power tools or you don't have the time for all the fancy extras. It doesn't matter, there are custom accents you can do without spending excessive \$\$\$\$ or time on the build. Here are just a few custom accents that I personally like, without going off the deep end.

- **Liar's Mark (or measurement mark):** Simply decide on a set distance from the handle or other reference and add a wrap of how ever many turns or trim wraps you want. Finish just like you would a guide or ferrule wrap.
- **Open Spiral Wraps:** I like these on Bamboo rods. They give the rod the old timey traditional look. Personally I do them on the stripping guide, signature wraps and some ferrule wraps.
- **Alignment Marks:** It can be feather, such as Jungle Cock, or as simple as a dab of paint.
- **Alternating Wraps:** These are used quite a bit on stripping guides and ferrule wraps. Usually on the longer wraps to break up the wrap.
- **Hook Keepers:** Instead of ordering the old stand-by hook keeper go with a Strap & Loop, folding keeper, or maybe a drop shot keeper. I think the most expensive keeper I mentioned runs about \$5.00.
- **Winding Check:** Instead of the rubber winding check usually supplied with a kit, order a metal check. I will need to know the diameter of the blank at the end of the handle. Or do what I do

and order the one you think it is and the size above and below it. You can never have too many components lying around.

- **Stripping Guides:** What? The old cheap standard stripping guide, really? Look at Agate Strippers they are quite a bit more than regular strippers (somewhere around \$27.00), but they can be used to match wrap or seat colors. Hopkins & Holloway make a nice stripper with a ceramic insert. Alps make some colored anodized strippers that aren't too much more than a regular stripper.
- **Engraving:** Sure, it might cost a few bucks, but you can have a jeweler or trophy shop engrave the butt cap or end of the seat. Just don't have them do "custom engraving" unless you really want to spend of \$\$\$\$\$. I had a rancher's brand copied on a cap and it cost \$60.00 for 5 minutes of work, because it was custom!!!

Every one of the above suggestions can help you set your custom rod apart from the other guy's custom build. And a single extra tool or skill isn't required for any of them. Check out to pictures to see what I am talking about. And remember, the sky is the limit to custom rod building.

*Pete*

*Also, remember that SSFFC club members receive a 15% discount at Acid Rod. When you make your next rod building purchases please make sure to give Mark Griffin (Mark Griffin) a call at Acid Rod @ 909-394-7486 or stop by his shop at 910 N. Cataract Ave, San Dimas, CA and let him or Colleen know you're a member of SSFFC. - Gary*

Check out the following link to see what Mark has to offer –

<http://www.acidrod.com/>



**Club Meeting:** by Bill Darbee (Bill)

The July General Meeting will be held at will be Saturday, July 14<sup>th</sup> at 7:00 PM at the **Kernville Odd Fellows Hall, 50 Tobias Street, Kernville**. There will be a board meeting at 6:00 PM prior to the general meeting and all directors and chairpersons are encouraged to attend.

Our presenters are our very own Rob & Ryan Buhler (*clouserfreak and ryan*); both well known for their expertise in fly tying and fish catching! Their presentation will be;

### **BACKPACKING THE GOLDEN TROUT WILDERNESS**

How does fly fishing for 20" Kern River Rainbows just outside of Sequoia National Park, deep inside the Sierra Nevada range, nearly twenty miles from the closest road

sound to you? Prepare yourself for the adventure of a lifetime! Get tips for physical preparation and food/gear options. Discuss backcountry trail and campsite safety and etiquette needs. Did we mention sight fishing for 20" Kern Rainbows in their native setting? Review tackle and fly options along with strategies for successful fishing.

Backpack to one of the world's finest trout waters deep inside the remote Kern Canyon ensuring lasting memories and a connection with self, nature, and God too often overlooked in today's society.



Rob & Ryan will also be teaching a beginning to intermediate fly tying class during the day (9:00 AM to 1:00 PM) at this same location. More information on this class is listed on the Forum.

The August General Meeting will be Saturday, August 11<sup>th</sup> at 7:00 PM at the Kernville Chamber of Commerce building. There will be a board meeting at 6:00 PM prior to the general meeting and all directors and chairpersons are encouraged to attend.



The presenter will be Bill Lowe of Bill Lowe's Guide Service, Fair Oaks, CA. Bill's presentation will be on Spey Casting.

Bill is FFF Certified in both Single-hand and Two-Handed Casting, and Sage Schools Casting Instructor. He is also the Lead Spey Instructor at the Leland Sonoma Ranch.

Born and raised in the Sacramento area, Bill has been providing fly fishing instruction to all levels of fly-fishers and has been running a full-time guide service for the past 19 years. FFF Certified in both single-hand and two-handed casting, and Sage Schools Casting Instructor, Bill teaches beginning, intermediate and advanced classes and makes his home between the Yuba and American Rivers where wild trout, steelhead, striped bass, shad and king salmon are pursued. An energetic and communicative personality, your time spent with Bill is sure to be informative, educational and most of all fun!

For anyone that hasn't had the opportunity to speak with or spend time fishing with Bill, this will be a real treat indeed. Bill's easy going yet energetic style is truly a joy to be around. He speaks clearly and in a manner that everyone can understand, giving great detail while making the whole experience fun.

On Sunday, August 12<sup>th</sup>, Bill will be presenting an "on the water" Spey Clinic from 9:00 – 3:00. The cost of the clinic is \$150.00 per attendee and is limited to 5 – 10 participants. Bill will teach the switch cast, snap-T and double-spey from either the river-right or river-left direction. He will also have on hand Sage's complete line of Spey Rods in both the Traditional and European tapers (line-weights 6 through 9) so you can try them and decide which best fits your style.

Further details will be posted on the Forum and more information about Bill will follow next month.

---

## **SSFFC Nominations and Voting**

Nominations for the SSFFC board will be made during the month of July and voting will start August 1<sup>st</sup> via email with the final voting occurring at the August 11<sup>th</sup> monthly meeting. Every position is open for nominations, however the following people have agreed to remain in their current position, if so nominated and elected:

Keith Penguilley - Secretary  
Shane Goslin - Conservation Chair  
Chris Chamberlain - Outings Chair  
Gary Silveira = Director  
Guy Jeans - Director

We read last month, Bill Darbee and Steve Dobbins won't be returning as President and Treasurer, respectively. I want to personally thank both Bill and Steve for their years of service. They have done outstanding work and volunteered countless hours to the Club. I hope every member will express their appreciation to them as well.

I would like to throw my fly into the ring for the President position and I also nominate Randy Skidgel for Vice President. Randy was one of the first persons I met in the Fly Shop 7 years ago and I know he will do an outstanding job as VP.

The Treasurer position is completely open for nominations. If you know anyone interested in this position, please nominate them.

Nominations can be made on the Forum or by email to Bill Darbee at [wdarbee@bak.rr.com](mailto:wdarbee@bak.rr.com). All nominations will be posted on the Forum and in the August Newsletter. Voting will be closed at the end of the August meeting.

Thank you,

Chiaki Harami

---

## ***2012 Rendezvous News***

Hi Everyone,

I would like to announce the location for the 2012 Rendezvous will be at our usual place:

**Mountain and River Adventures Campgrounds  
15775 Sierra Way, Kernville, CA 93238**

<http://www.mtnriver.com/campground.htm>

Please mention you are with Southern Sierra Fly Fishers Club when you make your reservations. We've been able to get a special discounted rate of \$36/night, two night minimum.

The Rendezvous schedule is as follows:

**Friday, September 21st:** Informal gathering, pot luck, catch up with old friends and meet new friends, talk fly fishing. Afternoon to evening.

**Saturday, September 22nd:** C&R Tourney, river clean up, casting contest, Vous rod swap, introductions to new Club officers, raffle, auction, head or tails, BBQ dinner, band and kegs. All day and all of the night (reminds me of a song).

**Sunday, September 23<sup>rd</sup>:** Recover and go fly fishing.

You know this will be the "funest" weekend!!!! More details to follow and I hope to see everyone there.

Chiaki

---

## **Inter-Club Tournament**

The Inter-Club Tourney will be held on November 3rd, the first Saturday in November. Try-out dates, to represent the SSFFC, will be held September 8<sup>th</sup> and October 13<sup>th</sup>. SSFFC will field two 5 person teams.

Try-outs will use the same rules as the Inter-Club Tourney. The top scorer (Top Dog) from last year's teams will automatically make the team. The top 4 scores from each of try-out dates will earn spots on the teams. The last (10<sup>th</sup>) spot will be the next highest score from the 2 try-out dates, to be known as the Wild Card. The next two highest scores are the alternates. The teams will be made up from the



scores, the Top Dog and 4 highest scores will be Team A. Members can try-out both days.

We will need controllers again for both try-out dates and the Inter-Club Tourney. Anyone that can help will be very much appreciated. Please let me know if you have any questions.

Thanks,

Chiaki



## **SWCFFF Fly Fishing Faire**

### **Classes & Free Seminars List**

A jam-packed dawn-to-dusk schedule of fly-fishing classes, free seminars and activities is on tap for the Southwest Council Federation of Fly Fishers' first Fly Fishing Faire, Sept. 13-16 in Mammoth Lakes, announced Chiaki Harami.

Headquartered at Cerro Coso Community College, 101 College Parkway in Mammoth, the Faire will be a potpourri of the sport with clinics, workshops, films, casting, fly-tying, vendor displays and every aspect of the sport utilizing both the school and nearby Eastern Sierra waters.

Adult admission is \$10 with children and teens age 16 and under admitted free. One admission is good for all Faire days.

Some workshops and seminars will be included in the Faire admission; other classes have separate registration or instructor and materials fees. Hours are Thurs., 2-5; Fri., 8-5; Sat., 8-5; and Sun., 9-3.

Featured film presentation will be The International Fly Fishing Film Festival (IF4), 13 short and feature length films – about two hours – produced by professional and amateur filmmakers from all corners of the globe, showcasing the passion, lifestyle and culture of fly-fishing.

Effective July 1, all registration, class, film and seminar information is available at [www.regonline.com/flyfishingfaire](http://www.regonline.com/flyfishingfaire)

A partial listing of seminars, classes and instructional sessions includes –

### **Thursday, September 13**

Fish the Walker River in Bridgeport with Walker River Outfitters' Andrew Sears and Scott Freeman. Intermediate casting ability required. Bring waders.

### **Friday, September 14**

#### **CASTING:**

- Fix your back-cast and resulting forward cast. Instructor Tim Lawson.
- Presentation and accuracy. FFF Certified Casting Instructor Paul Riegert. Some experience preferred.

#### **ENTOMOLOGY:**

- Hosted by Dave Parker. General introduction to the four most important orders of insects (mayflies, caddis, stoneflies, chironomids), including life cycles and key identifying characteristics

#### **BUS TOUR:**

- Mammoth to Bodie Ghost Town. An up-close and personal taste of the Eastern Sierra's scenic and historic treasures north of Mammoth Lakes with an extended visit at Bodie State Historic Park.

#### **ON THE WATER:**

- Beginning fly-fishing hosted by Sierra Pacific Fly Fishers. The basic casts needed in fly-fishing; both classroom and on-stream instruction.
- Intro to fly-fishing with spinning gear. Instructor Chad St. John demonstrates how to use spinning gear to fly-fish using dry flies and nymphs.
- Fishing Crowley Lake and other still waters with instructor and longtime guide Ernie Gulley.
- A four hour course teaching how to quickly identify insects and tie simple but effective patterns to match the hatch. Instructor Steven McGrath.
- Upper Owens Techniques. Instructors are guides Otis Hein, Brad McFall and Dave Neal. Students will rotate through three stations – dry flies, nymphs and streamers.

#### **FLY TYING:**

- Small flies for spring creeks with Dave Parker, former education coordinator of the Deep Creek Fly Fishers.

- Extended body flies with Naomi Okamoto, Pasadena Casting Club. Intermediate to advanced tiers.

## **Saturday, September 15**

### **CASTING:**

- Women only with FFF Certified Casting Instructor Kathy Kim.
- Improving Distance. Simple techniques that will add another 10-feet. Instructor Dok Arvanites.
- Double Haul. Instructor Joe Libeu.

### **FREE SEMINARS:**

- Electrofishing Hot Creek with DFG staff from DFG's Heritage & Wild Trout Program.
- Fly-fishing the Eastern Sierra, Bishop to Bridgeport with guide and Hot Creek Ranch manager Kevin Peterson.
- Fly-fishing Hot Creek with Kevin Peterson. From line, flies, techniques to seasons.
- High Mountain Lakes with the DFG's Mitch Lockhart.

### **NON-FISHING:**

- Beginning digital photography with instructor/pro photographer Michael Miller, California State University, Northridge; and Pasadena Casting Club.

### **TECHNIQUES:**

- Build your own leaders. Includes required materials. Instructor is Hot Creek and Eastern Sierra guru Mas Okui, Sierra Pacific Flyfishers.
- Rod Building. Build your own fly rod (including materials) with instructor Chiaki Harami. Class includes lunch at the college. Minimum of 4 students.

### **BUS TOUR:**

- Mammoth to Bishop and points in between including Convict Lake, site of the infamous 1870s shootout between prison escapees and a sheriff's posse.

### **ON THE WATER:**

- Fish Crowley Lake with guide/instructor Ernie Gulley.
- Beginning Fly Fishing with the Fly Fishers of Orange County. Classroom and on-stream instruction.

- Better line mending with Granite Stanley and Cog McNeil, of The Troutfitter in Mammoth. Intermediate to advanced.

- Strategies for Fishing in the Wind with Cog McNeil, of The Troutfitter in Mammoth. Techniques and strategies to overcome the Eastern Sierra's most common and challenging weather conditions

### **CONSERVATION:**

- Hot Creek Kiosk Dedication. Erected by CalTrout in 1993, the kiosk is a local landmark and serves to educate the general public about the basic principles of fly-fishing and conservation. It had fallen into disrepair. Rehabilitation and refurbishing spearheaded by volunteers from Aguabonita Fly Fishers.

## **Sunday, September 16**

### **ON THE WATER:**

- Beginning fly-fishing. Taught by Santa Lucia Fly Fishers. Both classroom and on-stream locations.
- Fishing Hot Creek with Mas Okui. An experience not to be missed.
- Mending strategies and techniques for nymphing, dry flies and streamers with Kern River guide Guy Jeans. Learn stack mending, the reach cast, wiggle cast, pile cast, curve cast or just learning where to move or mend your line during moving currents to get a better or natural drift.
- Strategies for fishing in the wind with Cog McNeil of The Troutfitter in Mammoth.

Besides the virtual non-stop four day homage to fly-fishing, there will also be golf, spa sessions and other activities for the entire family added Harami.

For lodging and camping information and Special Faire Rates, contact:

- Convict Lake Resort. Jen Heintzelman, [marketing@convictlake.com](mailto:marketing@convictlake.com); 760-934-3800 x 46.
- Creekside Inn (Bishop). Jena Kautto, [jkautto@westerninns.net](mailto:jkautto@westerninns.net); 360-719-1761.
- Snowcreek Resort (Mammoth). John Morris, [jmorris@snowcreekresort.com](mailto:jmorris@snowcreekresort.com); 760-934-3333.
- Double Eagle Resort (June Lake). Sharon Harvey, [sharon@snowcreekathleticclub.com](mailto:sharon@snowcreekathleticclub.com); 760-934-8511
- Adventures in Camping (Regional). Ryne Dore, [rdore@adventureincamping.com](mailto:rdore@adventureincamping.com); 760-935-4890.
- Alpenhof Lodge (Mammoth). Stacy Schaubmayer, [Stacy@alpenhof-lodge.com](mailto:Stacy@alpenhof-lodge.com); 760-934-6330.


- Crowley Lake Fish Camp (Crowley). Abbie, [crowleylakefishcamp@yahoo.com](mailto:crowleylakefishcamp@yahoo.com); 760-935-4301.
- Travelodge (Mammoth). Young Kim, [ykq0713@yahoo.com](mailto:ykq0713@yahoo.com), 760-934-8240.
- Silver Lake Resort (June Lake). Andrew Jones, [silverlakeresortfamily@hotmail.com](mailto:silverlakeresortfamily@hotmail.com); 760-648-7525.

Bill

**Tippets from the Fly Addict:** by Allen Bell (Raider)

*Unfortunately, Allen just recently switched from PC to a Mac and he is still having problems getting everything loaded. Since he can't get to any pictures or download his camera there will be no story this month. - Gary*

**Library Report:** by Ants Uiga (Ants)



**The Incomplete Angler: Fishing Izaak Walton's Favorite Rivers**

By Robert G. Deindorfer

Published 1977 by E. P. Dutton, New York  
 Hardcover, 155 pages ISBN 0-525-13292-9  
 Drawings by Dorothea von Elbe

From the dust jacket, "Robert G. Deindorfer's copy of *The Compleat Angler or the Contemplative Man's Recreation, Being a Discourse of Fish and Fishing, Not Unworthy of the Perusal of Most Anglers* is well perused. Using Izaak Walton's 1653 best seller as a guide, Deindorfer set out to fish the master's favorite rivers following the original suggestions for bait, equipment, or technique as often as possible."

Izaak Walton's book was published in 4 or 5 editions. Deindorfer has read them all, but I have not seen any of them. Deindorfer had a superb idea in returning to the same locations 300 years later. In addition, with better connections, the author was able to have the expenses covered by a publisher and results published. Great idea – I wish I could have done it.

The author uses grace, wit, and keen observations in creating a great book. The quotes from three centuries ago and many actions today have not changed. One of Walton's quotes as a true today as when first written: "Nay, the trout is not lost; for pray take notice, no man can lose what he never had."

Walton was an angler, not fly fisherman. Baits of all manner and types were used and described. The practice continues today. The author describes tournament fishing on Walton's river to illustrate (humorously) the extent to which some anglers practice the same concepts.

Fishing in England on Walton's rivers is highly controlled. Seldom is the author able to find a likely stream and wet a line. A more typical practice is to find an acquaintance or contact that can provide access. A companion usually goes with the author and provides great material to compare modern fisherman with Walton's written record. In addition, the social conditions of England and poor dental care are thrown in for "local color".

And, just like in Walton's time, the day ends, fish may or may not have been caught, a pub is handy and a good meal is enjoyed. Gee, that sounds very much like most fishing that we know today.

The book is to be savored, just like a day of fishing is to be savored. Take each tidbit of the day, relish it, note it, and move on. As I said earlier, Great idea for a book – I wish it were mine! However, the author executes the concept much better than I could ever imagine.

Note: The book is currently out of print. However, the usual used book sources can provide a copy. Otherwise, you can check it out from the SSFFC library.

The following is a guest review by member Amy Kileen (*Windtalker*) - Gary



**Gemutations: Mercenaries and Angels**

by Denise Randall

Paperback or Kindle (electronic copy) 269 pages  
 Published 04/14/05 AuthorHouse  
 Bloomington, IN 47403  
 ISBN: 1-4208-3307-3 (sc)



Some summer days it's just too hot to venture outdoors, even to practice my casting. Often, I pick up an expository read about fishing techniques, fly tying, or fly-fishing adventures somewhere with more agreeable weather. However, this book is an equally entertaining science fiction novel written by one of SSFFC's own, Denise Randall.

I met Denise, her husband, Scott, and daughter, Michelle, at a Fly Fisherman of the Year Award dinner for Bill Darbee last winter. Fly-fishing is a passion of all three family members. During our dinner conversation, I discovered that both Denise and Scott have had interesting career paths, too. She mentioned her writing and publishing, and since I don't meet author's every day, I thought it might be fun to read her works. I have not been disappointed.

Review: "Randall doesn't pull any punches in her writing. This book is a wild ride of genetically mutated humans, their world, and the all-too-human aspect of prejudice... There is a fair bit of advanced technology (smoothly written), some esoterism, and plenty of action."

Even though Gemutations is not about fly-fishing, Denise cleverly weaves her interest of fish anatomy into this futuristic world of survival.

I can't wait to read the sequel, Gemutations: Plague. It's on my Kindle.

## Ants

### **Fly of the Month:** by Rob Buhler (clouserfreak)

*Rob has been super busy with family events and therefore wanted to dust off this "Fly of the Month" from exactly one year ago. So if this tie looks familiar, there is good reason for it. That being said, the Stimulator is a fly that is such a great all around producer, everyone should know how to tie them or at the very least have several "store bought's" in your fly box. - Gary*



**STIMULATOR**

It's early July, the rivers and creeks are running high throughout the state and it's time for Attractor flies. Easily one of the greatest attractor flies ever invented and the one that is tied onto my leader most often is Randall Kaufmann's Stimulator. The Stimulator is heavily hackled and has an elk hair wing making it a great floater for high, rough water situations. Smaller sizes pass well for caddis, medium to large for stoneflies and can even cover for a hopper if necessary. It is a truly superb fly for prospecting when there is no surface activity, especially when using to trail a second dry fly or nymph dropper. The Royal Stimulator is also my favorite dry for teaching kids and new fly fishers to dry fly fish due to its extraordinary attractive features and ability to take fish on the swing. This month we will tie the Rubber Legged Royal Stimulator.

### **Materials:**

Hook: Tiemco 200R, 2312, or 2x dry fly

Thread: Fluorescent Fire Orange

Tail: Elk Hair, Flared

Rib: Fine Gold Wire

Abdomen: Peacock and Red Ice Dub palmered with Brown Hackle

Underwing: UV Pearl Krystal Flash


Overwing: Elk Hair, Flared

Legs: Med. Pumpkin Tarantulegs

Thorax: Fluorescent Orange Antron with Orange Ice Dub palmered with Grizzly Hackle

Don't forget to de-barb hook prior to inserting in the vise.

### **Tying Instructions:**



Attach the thread at the 60% mark on the hook shank and wrap towards the rear to above the barb point and back to the 60% mark. Select a small amount of elk hair, clean

under fur, stack to even tips and measure the tail to about the same length as the hook gape.



Tie in wrapping the tail material back with medium tension spiral wraps to leave some air in the elk hair for added buoyancy. Make two tightening wraps above the hook point area to flare tail and tie in rib.



The traditional "Royal" body consists of 1/3 peacock herl, 1/3 red floss, and 1/3 peacock herl. Don't forget that it is ok to substitute. We are going to use Ice Dub for this fly. Dub abdomen and leave thread at 60% mark.



Randall likes to use a size or two smaller hackle for the abdomen. I like to have mine even with the hook point or slightly smaller. Attach the hackle with the shiny side facing forward.



Palmer the hackle back starting with one full turn at the tie in area and continuing with 5-7 wraps. Tie off hackle with the wire rib at the rear of the hook with two securing wraps.



Wrap the rib forward through the body hackle and tie off at 60% mark.



Select 6-8 strands of Krystal Flash, tie in on top of hook shank and trim butts. Cut, clean and stack another bunch of



elk hair for the overwing. Measure the tips to extend just past the tail so they will be even after flaring (I tie mine a bit longer than the original).



Tie in the overwing of elk hair, flaring it and trim flash material just beyond the elk hair. Trim the elk hair butts at an angle towards the eye.



Tie down the butts wrapping through them as shown to better secure wing material, then smooth with thread wraps.



Select a rubber leg and tie in at the front of the wing on the side of the hook. Wrap thread forward to just behind the eye capturing the leg as you go. Repeat process on the other side starting just behind the head and stopping at the wing.



Select a Grizzly dry fly hackle for the thorax and tie in with the shiny side facing forward.



Dub the thorax and spiral wrap hackle through the thorax with 4-6 evenly spaced wraps. Now take a few turns of thread in front of the legs to complete head. Whip finish or add three half hitches.





Trim rear legs just beyond the tail of the hook and trim the front legs at about half of that.



Finished fly, top view.



Finished fly, side view.

*Rob*

---

**Tips & Techniques:** by *Ryan Buhler (ryan)*

### Low Water Years

When fly fishers are faced with low snowfall years like this year, we need to pay attention to some factors that might endanger the fish we love. With low snowfall comes a shortage of water that is vital to keeping our creeks and rivers healthy. If we only get one year of low snow things will be fine, but two or three years in a row can wreak havoc on some of our favorite waters.

One of the main concerns with low water is temperature. As the water warms, the dissolved oxygen levels drop until at a temperature of around 80 degrees there isn't enough oxygen for trout to survive.

Another factor with low water is competition for prime space. With decreasing water levels comes decreased suitable living space. Both put a tremendous strain on the daily life of a trout.

When we as fly fishers are faced with these conditions, each one of us has to make their own decision as to fish waters that are stressed or search out fish in healthier waters. Conditions from June to the closing of fishing season on our smaller creeks and tributaries are especially prone to low water and stressful times for trout. This is the time to find healthier waters.

For some of us the ocean is a great option. You can fly fish the surf, bays and harbors by foot, kayak, float tube, pontoon or boat with hundreds of access points up and down the coast. Lakes usually fair better the first year or two of low snowfall and your choices are almost limitless in the Sierras. They also can be fished from shore or from anything that can float you safely. Another choice is some of the larger tailwater's which release cooler water from their dams and provide suitable conditions for trout. Bass, Carp, and all the panfish also provide exciting fly fishing options in warmer waters.

Hopefully snowfall levels for this coming year will at least be back to average if not above average. If we have another below average year it will be time to explore other fly fishing options. Be smart and take care of the fish we all love.

*Ryan*

---

**Message from the Editor:** by *Gary Silveira (CopperDropper)*

With the plethora of club happenings ranging from upcoming Board position nominations and elections to the scheduled presentations, outings and fly tying classes as well as the Rendezvous, Inter-Club Tournament and SWCFFF Fly Fishing Faire, there's really not much else for me to ruminate on.

I'm hoping that there is something for everyone in this laundry list of activities being presented, hosted or generally offered through the greatest of all fly fishing clubs!

Tight Lines, *Gary*



# SOUTHERN SIERRA FLY FISHER CLUB

## OFFICERS AND DIRECTORS FOR 2011-2012

<b>ELECTED POSITIONS</b>			
<b>OFFICE</b>	<b>NAME</b>	<b>EMAIL</b>	<b>TELEPHONE</b>
President	Bill Darbee	wdarbee@bak.rr.com	661-832-6952
Vice President	Chiaki Harami	haramic@aol.com	818-968-6872
Treasurer	Steve Dobbins	skdsrpd@charter.net	805-237-9566
Secretary	Keith Penguilley	kpengilley@earthlink.net	626-286-4536
Conservation Chair	Shane Goslin	sgoslin@planetebay.net	661-428-5109
Outings Chair	Chris Chamberlain	chamberlain.c@gmail.com	661-619-6397
Director	Gary Silveira	gfsilveira@charter.net	805-238-6619
Director	Guy Jeans	guy@kernriverflyfishing.com	760-376-2040
<b>APPOINTED POSITIONS</b>			
<b>OFFICE</b>	<b>NAME</b>	<b>EMAIL</b>	<b>TELEPHONE</b>
Newsletter Editor	Gary Silveira	gfsilveira@charter.net	805-238-6619
Membership Chair	Steve Dobbins	skdsrpd@charter.net	805-237-9566
Education Chair	Guy Jeans	guy@kernriverflyfishing.com	760-376-2040
Fly Tying	Rob Buhler	clouserfreak@hotmail.com	949-842-2133
Tips & Techniques	Ryan Buhler	slumpbuster@live.com	949-240-7748
Raffles Coordinator	Guy Jeans	guy@kernriverflyfishing.com	760-376-2040
Librarian	Ants Uiga	mrmarsha@sbcglobal.net	949-466-6404
Tournament Committee Chair	Chiaki Harami	haramic@aol.com	818-968-6872
Rod Building	Pete Emmel	p_emmel5@hotmail.com	805-461-0968
Community Relations Officer (Publicity/Membership)	Guy Jeans	guy@kernriverflyfishing.com	760-376-2040



Proud to be a member of the Federation of Fly Fishers  
Individual memberships available at [www.fedflyfishers.org](http://www.fedflyfishers.org)

Use Club Affiliation code 99792

